

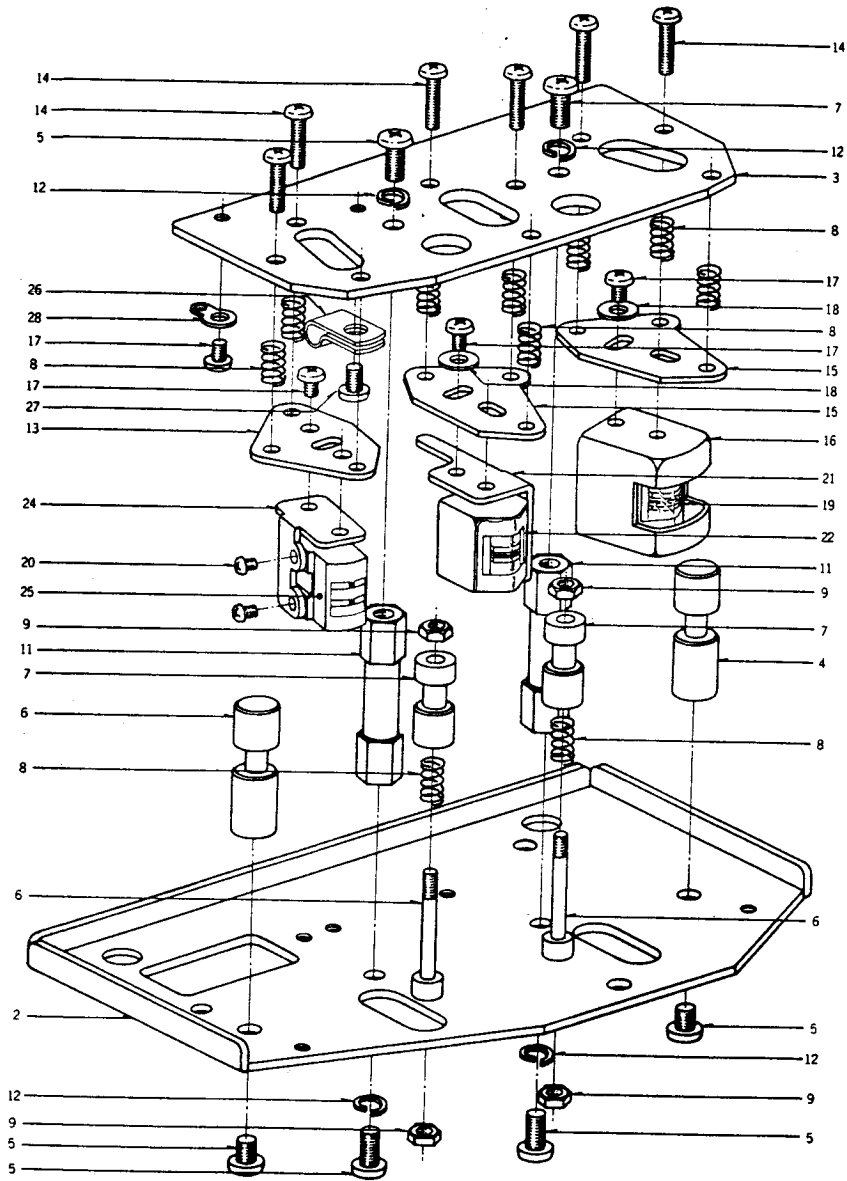
For Service Manuals Contact  
MAURITRON TECHNICAL SERVICES  
8 Cherry Tree Rd, Chinnor  
Oxon OX9 4QY  
Tel: 01844-351694 Fax: 01844-352554  
Email: enquiries@mauritron.co.uk

THE QUALITY OF  
THIS MANUAL IS  
THE BEST THAT  
IS AVAILABLE

# SERVICE MANUAL

AKAI STEREO TAPE DECK  
MODEL **GX-630D**  
ALSO APPLICABLE TO MODEL GX-8300B

# 1 ILLUSTRATION OF HEAD BLOCK



## 1) HEAD BLOCK

Ref. No.	Parts No.	Description	Schematic No.	Q'ty
1-1x	BH638008	Head Block Comp. GX-630D/DB		1
1-2	HZ643544	Head Base	TE-0001	1
1-3	HZ645298	Head Base C	TD-0001	1
1-4	HZ803597	Tape Guide A	RD-3	2
1-5	ZS537006	Screw, binding head 4x8		6
1-6	MH578957	Tape Guide Prop	TD-0003	2
1-7	HZ532710	Tape Guide B	TW-0006	2
1-8	ZG466312	Angle Adjust Spring E	BS-0018	11
1-9	ZW273835	Nut M3		4
1-10x	ZW273745	Spring Washer M3		2
1-11	MH529233	Head Base Prop B	ND-0017	2
1-12	ZW273914	Spring Washer M4		4
1-13	HZ532732	CH Retaining Base	TW-0008	1
1-14	ZS562432	Screw, binding head 3x13		9
1-15	HZ532765	PH Retaining Base	TW-0010	2
1-16	HZ532776	Shield Case	TW-0011	1
1-17	ZS396000	Screw, binding head 3x4		7
1-18	ZW413256	Washer (SPC) D3.4x7.8x0.5t		2
1-19	HP536501	PB. HEAD P4-202		1
1-20	ZS394525	Screw, binding head 2x3		2
1-21	HA533597	RH Angle	TW-0201	1
1-22	HR384513	REC. HEAD R4-200		1
1-23x	ZS460438	Screw, binding head 2x3		2
1-24	HA533608	EH Angle	TW-0202	1
1-25	HE563220	ERASE HEAD E4-260		1
1-26	EJ315101	Nylon Clip HP-4N	2-7-38	1
1-27	ZS355511	Screw, binding head 3x6		1
1-28	ZW273881	Earth Lug M4		1

Handwritten note: *Handwritten note: #R.H110C A0100*

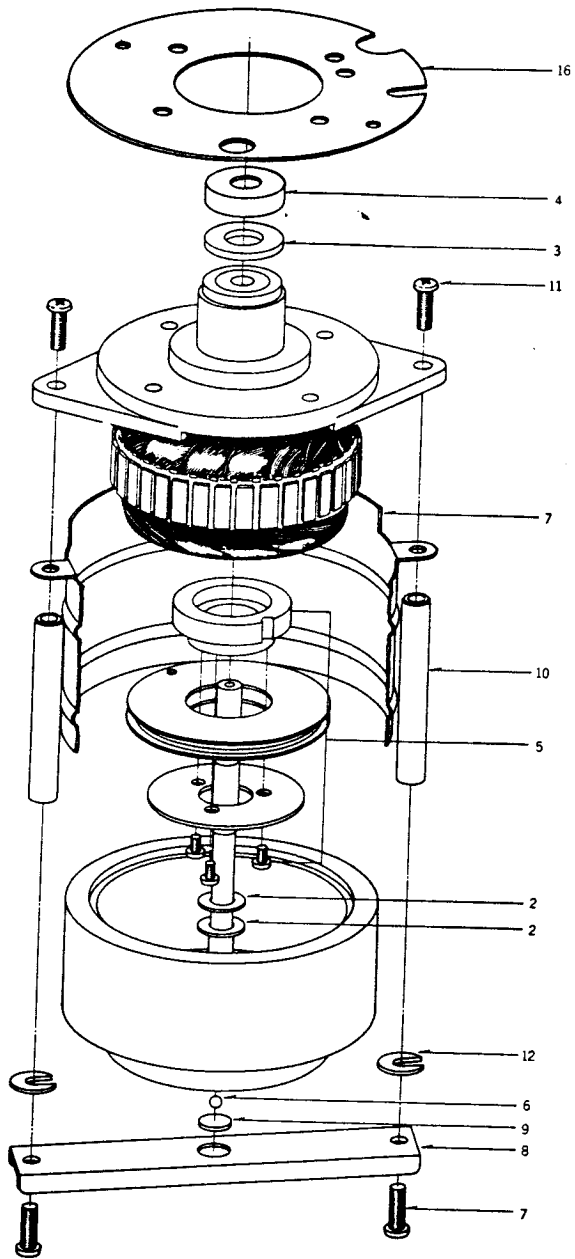
## 2) MAIN MOTOR BLOCK

Ref. No.	Parts No.	Description	Schematic No.	Q'ty
2-1x	BM637975	Main Motor Block (SCM2-24KJ) Comp.	KJ.MY.NE.TE	1
2-2	ZW597543	Thrust Washer A	KJ-7009	2
2-3	ZW597622	Felt Washer	KJ-7022	1
2-4	SK597633	Cap	KJ-7023	1
2-5	BZ600300	Detector Gear Block Comp.	KJ.MY.NE.TE	1
2-6	MV368886	Steel Ball D3		1
2-7	MZ650046	Motor Shield Plate	TE-7008	1
2-8	MZ597644	Thrust Angle	KJ-7024	1
2-9	MZ597690	Ball Holder	KJ-7029	1
2-10	MS597655	Thrust Holding Prop	KJ-7025	2
2-11	ZS413234	Screw, pan head 4x12		4
2-12	ZW603786	Adjust, Washer (U) D4x13x0.2t		2
2-13x	ZW603797	Adjust, Washer (U) D4x13x0.5t		2
2-14x	ZW603764	Adjust, Washer (U) D4x13x1.2t		2
2-15x	ZW603775	Adjust, Washer (U) D4x13x1.6t		2
2-16	EZ627862	Coil End Shield Plate	MY-7001	1

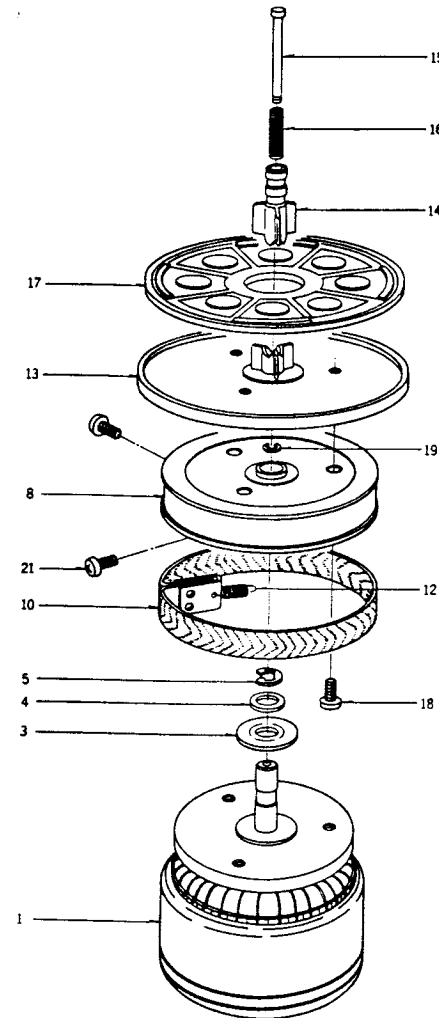
For Service Manuals Contact  
**MAURITRON TECHNICAL SERVICES**  
 8 Cherry Tree Rd, Chinnor  
 Oxon OX9 4QY  
 Tel:- 01844-351694 Fax:- 01844-352554  
 Email:- enquiries@mauritron.co.uk

When ordering parts, please describe Parts Number, Serial Number, and Model Number in detail.

## 2 ILLUSTRATION OF MAIN MOTOR BLOCK



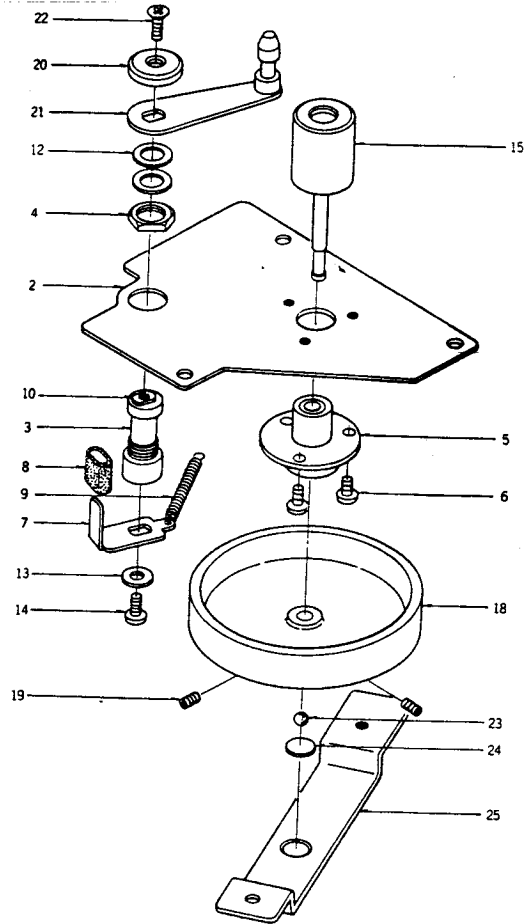
## 3 ILLUSTRATION OF REEL MOTOR/REEL TABLE BLOCK



## 3) REEL MOTOR/REEL TABLE BLOCK

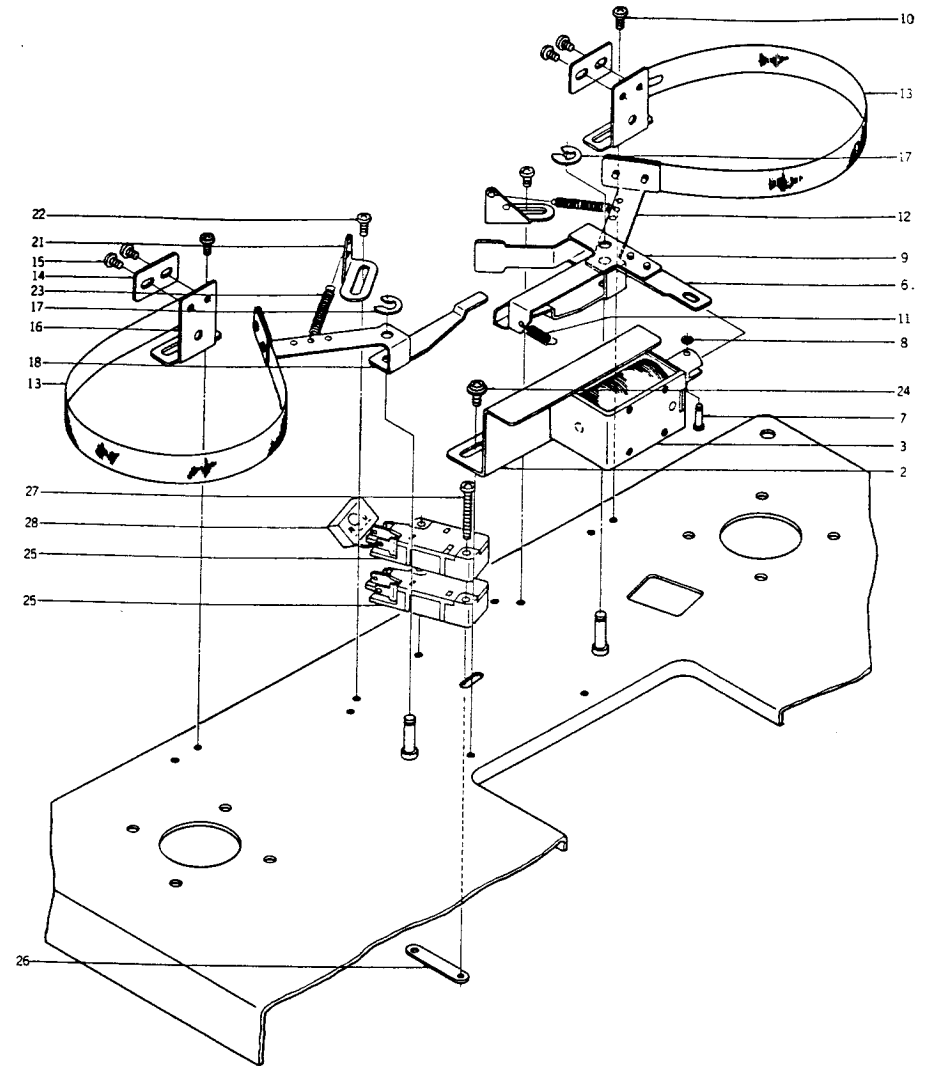
Ref. No.	Parts No.	Description	Schematic No.	Q'ty
<b>REEL MOTOR BLOCK</b>				
3-1	BM587518	Reel Motor Block (24XO-TD)		1
3-2x	MV408510	Bearing 608VVMC2ERAV2L	TD,TE,TY	1
3-3	MZ248185	Bearing Retainer	3R-758	1
3-4	ZW260278	Washer (Nylon) D8.1x13x0.5t		1
3-5	ZW270156	'E' Ring 6M	6-1-9	1
<b>REEL TABLE BLOCK</b>				
3-6x	BR587542	Reel Table Block (Left)	TD,TE	1
3-7x	BR587553	Reel Table Block (Right)	TD,TE	1
3-8	MT577473	Brake Drum Left B	MR-216	1
3-9x	MZ576538	Brake Drum Light B	MR-216	1
3-10	MT436860	Brake Cloth Comp.	MR-289	1
3-11x	MT317485	U Metal Fitting	MR-218	1
3-12	ZG317496	Felt Tension Spring	MR-260	1
3-13	MT534666	Reel Table	TW-2031	1
3-14	MT534677	Reel Clamper	TW-2032	1
3-15	MS342000	Reel Shaft	3R-108	1
3-16	ZG540617	Clamp Spring	TW-2096	1
3-17	MT534688	Reel Table Rubber	TW-2033	1
3-18	ZS413785	Screw, binding head 3x12		3
3-19	ZW270088	'E' Ring 1.9M	6-1-9	1
3-20x	ZW562476	Earth Lug M3		1
3-21	ZS435273	Screw, binding Head 4x10		2

#### 4 ILLUSTRATION OF IMPEDANCE ROLLER BLOCK



For Service Manuals Contact  
**MAURITRON TECHNICAL SERVICES**  
 8 Cherry Tree Rd, Chinnor  
 Oxon OX9 4QY  
 Tel: 01844-351694 Fax: 01844-352554  
 Email: enquiries@mauritron.co.uk

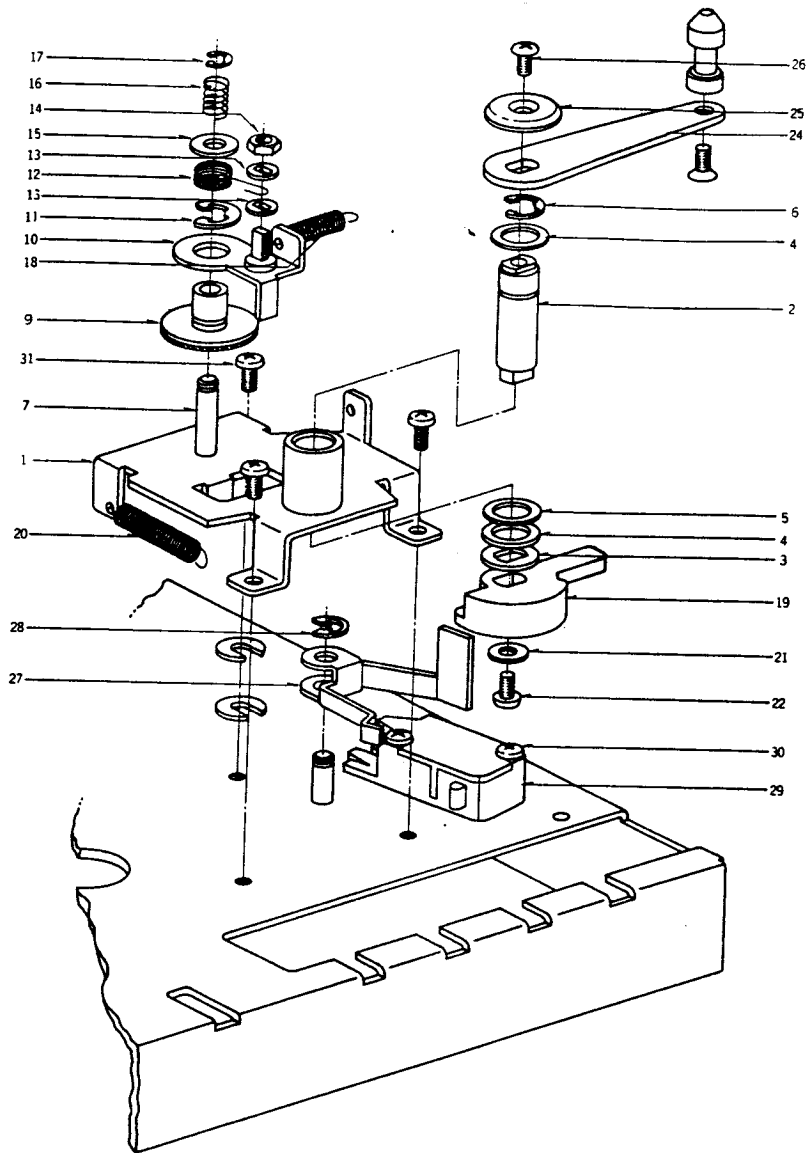
#### 5 ILLUSTRATION OF BRAKE PLUNGER BLOCK



#### 4) IMPEDANCE ROLLER BLOCK

Ref. No.	Parts No.	Description	Schematic No.	Q'ty	Ref. No.	Parts No.	Description	Schematic No.	Q'ty
4-1x	B1637931	Impedance Roller Block	TE	1	4-15	MR597115	Impedance Roller, w/shaft	KJ-2033	1
		Comp.	TE-2004	1	4-16x	MZ597126	Roller Plate	KJ-2035	1
4-2	MZ643375	Impedance Plate	TE-2005	1	4-17x	ZW655953	Washer D4.1x10x1t		1
4-3	MV643386	Shaft Metal	6-3-9	1	4-18	MJ597183	Flywheel	KJ-2041	1
4-4	ZW603990	Metal Nut	KJ-2029	1	4-19	ZS593796	Set Screw, hexagon socket 3x6 (Flat/P.)		2
4-5	MZ597093	Metal Case, w/metal	TE-2007	1	4-20	ZW535094	Decorative Washer	TW-2077	1
4-6	ZS499331	Screw, pan head 2.3x5	TE-2039	1	4-21	MZ643858	T Arm, w/Guide	TE-2003	1
4-7	MZ643408	Stopper	TW-2078	1	4-22	ZS411660	Screw, oval countersunk head 3x6		2
4-8	MB665561	TE Stopper Rubber	TE-2006	1	4-23	MV269965	Steel Bail D4		1
4-9	ZG535105	Tension Arm Spring		1	4-24	ZW235585	Nylon Plate D8		1
4-10	MS643397	Shaft		1	4-25	MZ640664	Thrust Supporting Plate	TE-2002	1
4-11x	ZS481724	ISO Screw, truss head 3x6		1					
4-12	ZW260010	Washer (PBP) D6.1x10x0.1t		3					
4-13	ZW556828	Washer D3.5x10x0.5t		1					
4-14	ZS417216	Screw, pan head 3x4		1					

6 ILLUSTRATION OF TENSION ARM BLOCK



5) BRAKE PLUNGER BLOCK


Ref. No.	Parts No.	Description	Schematic No.	Q'ty
5-1x	BZ637986	Brake Plunger Block Comp.	TE	1
5-2	MZ643498	Plunger Retaining Plate	TE-2016	1
5-3	EP638695	Plunger Solenoid 1240PHT3	44-1-90	1
5-4x	ED570273	Silicon Diode LN4004	45-2-59	1
5-5x	ZS422076	Screw, pan head 3x5		2
5-6	ML643476	Brake Plunger Lever	TE-2014	1
5-7	MH257477	Connecting Pin	RD-211	1
5-8	ZW270088	'E' Ring 1.9M	6-1-9	1
5-9	ML643387	Brake Band Lever	TE-2015	1
5-10	ZS323728	Screw, binding head 3x5		6
5-11	ZG586427	Reverse Spring	CP-1192	1
5-12	ML533643	Brake Lever B	TW-1030	1
5-13	MT314987	Brake Band	MR-213	2
5-14	MZ314998	Brake Band Retaining Plate	MR-212	4
5-15	ZS417137	Screw, binding head 3x4		8
5-16	ML582074	Brake Band Support	TD-1023	2
5-17	ZW290283	'U' Ring 2.85M	6-1-1	2
5-18	ML582041	Brake Lever A	TD-1019	1
5-19x	MZ317406	Brake Band Guide	MR-120	2
5-20x	ZS413166	Screw, round head 3x6		4
5-21	MZ314605	Spring Rack, MR	MR-104	2
5-22	ZS379405	ISO Screw, binding head 3x6		4
5-23	ZG540090	Brake Lever Spring	TW-1058	2
5-24	ZS422076	Screw, pan head 3x5		2
5-25	ES573456	Micro SW. K-2	25-1-30	2
5-26	ZW397146	Micro SW. Nut	KD-1057	1
5-27	ZS608354	Screws, pan head 3x30		2
5-28	ER450786	Spark Quencher U/L 0.1µ+120ohm 400WV	41-1-33	1

6) TENSION ARM BLOCK

Ref. No.	Parts No.	Description	Schematic No.	Q'ty
6-1	ML580443	Tension Arm Base, w/metal	TD-2037	1
6-2	MS645502	Tension Shaft	TD-2041	1
6-3	ZW580498	Tension Arm Washer	TD-2042	1
6-4	ZW575763	Washer (SPC) D8.1x13x0.5t		2
6-5	ZW260256	Washer (PBP) D8.1x13x0.1t		2
6-6	MH244710	Flywheel Fixing Pin	900-250	1
6-7	MH580588	Damper Prop	TD-2052	1
6-8x	TC387617	Clutch Felt	CS-2011	1
6-9	MZ580577	Clutch Plate, w/metal A	TD-2051	1
6-10	ML580555	Clutch Lever, w/spring retainer	TD-2048	1
6-11	ZW270156	'E' Ring 6M	6-1-9	1
6-12	ZG580511	Clutch Spring	TD-2044	1
6-13	ZW580678	Spring Retaining Washer	TD-2067	2
6-14	ZW273756	Nut M3		2
6-15	ZW575774	Washer D4.5x9.8x0.7t		1
6-16	ZG580533	Cramp Spring	TD-2046	1
6-17	ZW410051	'E' Ring 2.5	6-1-9	1
6-18	ZG580522	Clutch Lever Spring	TD-2045	1
6-19	MZ580500	Cam. SW.	TD-2043	1
6-20	ZG659608	Tension Spring	TE-2034	1
6-21	ZW550642	Washer (SPC) D3.1x7.9x0.5t		1
6-22	ZS323728	Screw, binding head 3x5		1
6-23x	MZ810191	Cushion Rubber, RD	RD-278	1
6-24	ML580465	Tension Arm, w/guide B	TD-2039	1
6-25	ZW535094	Decorative Washer	TW-2077	1
6-26	ZS200384	Screw, countersunk head 3x6		1
6-27	MZ580680	Actuator	TD-2068	1
6-28	ZW290283	'U' Ring 2.85M	6-1-1	1
6-29	ES573456	Micro SW. K-2	25-1-30	2
6-30	ZS508354	Screw, pan head 3x30		2
6-31	ZS413155	Screw, binding head 3x6		4

For Service Manuals Contact  
**MAURITRON TECHNICAL SERVICES**  
 8 Cherry Tree Rd, Chinnor  
 Oxon OX9 4QY  
 Tel: 01844-351694 Fax: 01844-352554  
 Email: enquiries@mauritron.co.uk

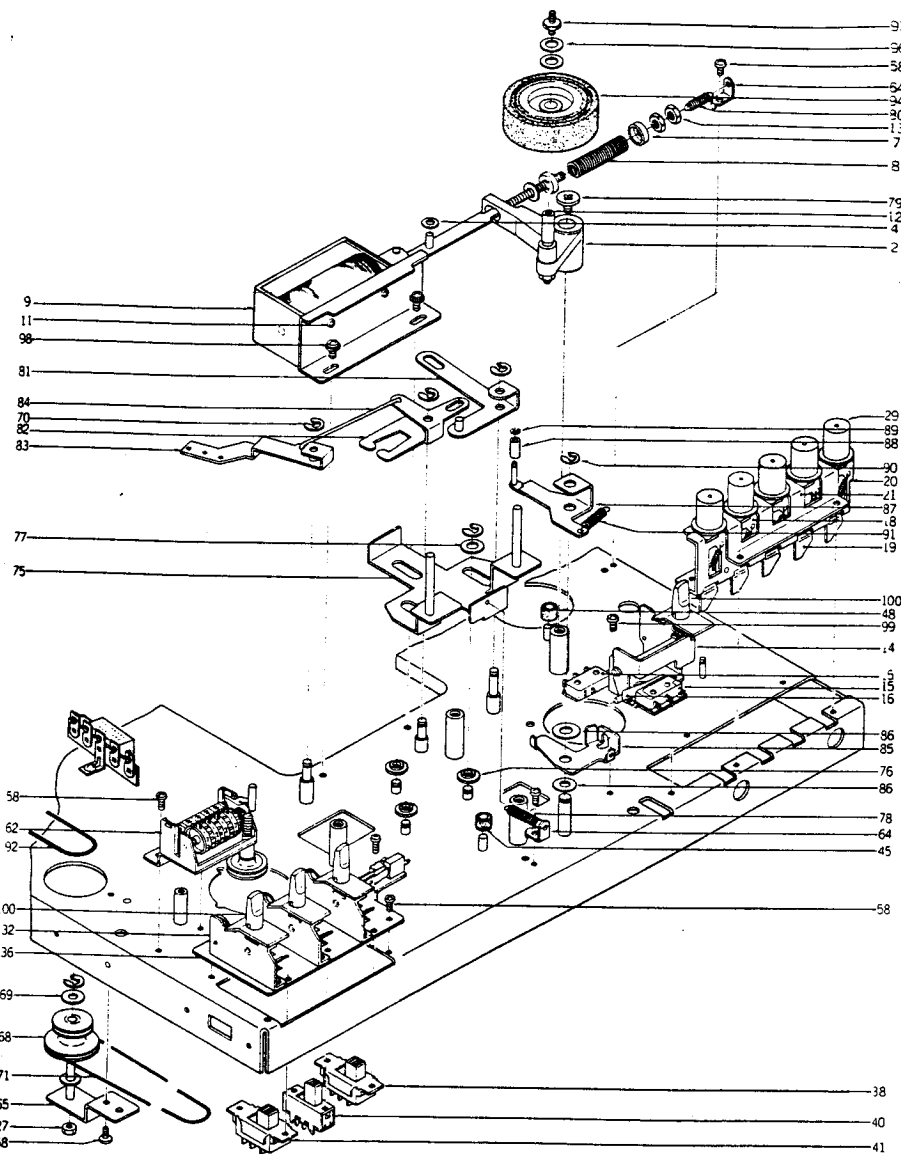
7 PHOTO OF POWER SUPPLY/CONNECTOR PANEL BLOCK



7) POWER SUPPLY/CONNECTOR PANEL BLOCK

Ref. No.	Parts No.	Description	Schematic No.	Q'ty	Ref. No.	Parts No.	Description	Schematic No.	Q'ty
<b>POWER SUPPLY BLOCK</b>									
7-1	BT640517	Power Trans. TET-1	38-4-354	1	7-26x	EJ654221	Lug Plate KPL4L (CEE,CSA,JPN)	33-3-26	1
7-2x	BT661858	Power Trans. TET-5 (CEE)	38-4-389	1	7-27x	ZW273881	Earth Lug M4 (CEE)		1
7-3x	BT661926	Power Trans. TET-4 (CSA)	38-4-388	1	7-28x	ZS417150	Screw, pan head 4x6 (CEE)		1
7-4x	BT661904	Power Trans. TET-3 (JPN)	38-4-387	1	7-29x	ZW413188	Nut M4 (CEE)		1
7-5	ZW510827	Tapping Screw #2 4x6 BR		4	7-30x	ZW273892	Toothed Lock Washer M4 (CEE)		1
7-6x	ZS413201	Screw, pan head 4x8 (CEE, CSA, JPN)		4	7-31x	MTS53948	Wire Band B	2-35-3	2
7-7x	ZW273892	Toothed Lock Washer M4 (CEE)		4	7-32x	EJ510333	Wire Clip 220-JD481610-0104 (Nylon)	2-7-17	1
7-8x	ZW413188	Nut M4 (CEE, CSA, JPN)		4	7-33	EJ233370	Socket (Volt. Selector) S-18010	40-2-3	1
7-9x	ZW273914	Spring Washer M4 (CSA, JPN)		4	7-34x	EZ654208	Fuse Holder TE (CEE,JPN)	40-1-74	1
7-10	EC593763	MP/C. 3.5+1.5µF 150WV AC (LUG Type Uni/D.)	24-9-88	1	7-35x	EZ655198	Fuse Holder SP Base (CSA)	40-1-71	1
7-11x	EC661882	MP/C. 5µF 150WV AC (Lug Type Uni/D.) (CEE)	24-9-111	1	7-36x	MZ583198	Fuse Angle TD (CEE,CSA,JPN)	TD-1067	2
7-12	ZS325495	Tapping Screw #2 3x6 (Lug Type Uni/D.)	24-9-74	1	7-37x	ZS379350	ISO Screw, pan head 3x6 (CEE,CSA,JPN)		2
7-13	EC520626	MP/C. (3+1)µF x 2 250WV AC (Lug Type Uni/D.) (CSA)	24-9-103	1	7-38x	EF623114	Fuse (SEMKO T Type) 200MAT (CI200MAT (CEE)	39-1-53	1
7-14x	EC641136	MP/C. 4+4 µF 250WV AC (Lug Type Uni/D.) (CEE)	24-9-79	1	<b>CONNECTOR PANEL BLOCK</b>				
7-15x	EC536927	MP/C. 3µF x 2 250WV AC (Lug Type Uni/D.) (CSA)	24-10-88	1	7-39	EJ222748	Socket, Sub Magnale #311SG	31-1-39	1
7-16	EC557190	Elect./C. 470µF 160WV (Lug Type)	39-1-53	5	7-40x	MZ302400	Remote Control Socket Mt. Plate RX-515		1
7-17x	EF623103	Fuse IAT (SEMKO T Type) (CEE)	39-1-45	1	7-41x	ZS355522	Screw, pan head 3x6	TD-2059	5
7-18x	EF487427	Fuse ULMF61M 250V 0.2A (CSA)	39-1-45	1	7-42x	ML580612	F SW. Table A	25-3-66	3
7-19x	EF511637	Fuse ULMF61M 250V 1A (CSA)	39-1-52	5	7-43	ES479485	Slide SW. S-1		4
7-20x	EF588420	Fuse 1A 125V (JPN)	33-2-52	1	7-44x	ZS422076	Screw, pan head 3x5		3
7-21x	EF654210	Fuse 0.25A 125V (JPN)	MY-2043	1	7-45x	ZS327835	ISO Screw, countersunk head 3x5		2
7-22x	EA642701	Repeater P.C Board (CEE)	39-1-52	1	7-46x	MZ580601	F SW. Table C	TD-2058	1
7-23x	EZ614586	Fuse Table MY (CEE)	33-2-52	1	7-47x	EA597251	Transistor P.C Board	KJ-2049	1
7-24x	ZS379350	ISO Screw, pan head 3x6 (CEE)	33-2-52	1	7-48x	ET621786	Transistor T1P-48	45-1-197	1
7-25x	EC650968	Thermister (SINE) PTH62AR 100M (CEE,CSA,JPN)	45-14-3	2	7-49x	ZS421806	Screw, pan head 3x8		1
				2	7-50x	ZW516611	Nut M3		1
				2	7-51	EJ631945	Strain Relief SR-4N-4	2-7-49	1
				2	7-52x	EZ246936	Strain Relief SR-6W-1 (CEE)	2-7-8	1

8 ILLUSTRATION OF MECH ASSEMBLY BLOCK





12) SRT P.C BOARD (TD-5201) BLOCK

Symbol No.	Parts No.	Description	Q'ty
12-1	BA647796	SRT P.C Board Comp. (TD-5201)	1
12-2	BA647763	SRT P.C Board Comp. (TD-5201)(DB)	1
12-SW1	ES550001	Push SW. 1FS-6U-49	1
12-L1	EO369178	Ferri Inductor FL7H 1.5 MH(J)	2
12-VR1,2	EV520806	Semi-fixed/Vol. V8K4-1 10 kB (DB)	4
Capacitor, Vertical Type			
12-C1	EC329861	Mylar 0.027µF(J) 50WV	2
12-C2	EC379214	Mylar 0.047µF(J) 50WV	2
12-C3	EC368335	Mylar 0.022µF(J) 50WV	2
12-C4	EC379214	Mylar 0.047µF(J) 50WV	2
12-C5	EC379192	Mylar 0.039µF(J) 50WV	2

Carbon Resistor Omitted

13) SYS. CON P.C BOARD (TE-2001) BLOCK

Symbol No.	Parts No.	Description	Q'ty
13-1	BA637964	Sys. Con. P.C Board Comp. (TE-2001)	1
13-TR1	ET639437	Transistor 2SC945L(Q)(P)	1
13-TR2,3	ET511920	Transistor 2SC1247A(B)(V)	2
13-TR4to6	ET639437	Transistor 2SC945L(Q)(P)	3
13-TR7	ET399881	Transistor 2SC711(F)	1
13-TR8to11	ET639437	Transistor 2SC945L(Q)(P)	4
13-D1to3	ED560913	Silicon Diode 1S2473 VE	3
13-D4	ED494583	Silicon Diode 10D05	1
13-D5to10	ED560913	Silicon Diode 1S2473 VE	6
13-D11	ED498150	Zener Diode WZ-192	1
13-D12,13	ED560913	Silicon Diode 1S2473 VE	2
13-D14to29	ED624903	Silicon Diode 1S2473	16
Capacitor, Vertical Type			
13-C1	EC459405	Mylar 0.039µF(K) 50WV	1
13-C2	EC350684	Elect. 22µF 25WV	1
13-C3	EC362158	Mylar 0.0047µF(K) 50WV	1
13-C4	EC350684	Elect. 22µF 25WV	1
13-C5	EC220612	Elect. 33µF 25WV	1
13-C6	EC350684	Elect. 22µF 25WV	1
13-C7	EC251087	Mylar 0.022µF(K) 50WV	1
13-C8	EC368256	Elect. 0.47µF 25WV	1

Carbon Resistor Omitted

14) SERVO P.C BOARD (MY-2036) BLOCK

Symbol No.	Parts No.	Description	Q'ty
14-1	BA657167	Servo P.C Board Comp. (MY-2036)	1
14-TR1,2	ET639437	Transistor 2SC945(P)(Q)	2
14-TR3,4	ET399846	Transistor 2SC945(Q)	2
14-TR5	ET538154	Transistor 2SA564(Q)(R)	1
14-TR6	ET399846	Transistor 2SC945(Q)	1
14-TR7	ET623867	Transistor 2SD361(D1)(D2)	1
14-TR8	ET639437	Transistor 2SC945(P)(Q)	1
14-D1	ED557447	Silicon Diode 1S1588	1
14-D2to5	ED224548	Silicon Diode 10D2	4
14-TH1	ED593357	Thermister 34D21	1
14-VR1	EV621955	Semi-fixed/Vol. V10K8-1-5 B10K	1
14-VR2	EV621966	Semi-fixed/Vol. V10K8-1-5 B30K	1
14-2	ZS421806	Screw, pan head 3x8	1
14-3	ZW273756	Nut M3	1
14-4	EZ615047	Heat-sink Plate A	1
14-5	ZS422076	Screw, pan head 3x5	6

Carbon Resistor Omitted

Symbol No.	Parts No.	Description	Q'ty
14-6	EZ615060	P.C Board Holder B	1
14-7	EZ615071	P.C Board Holder C	1
14-R20	ER593346	Cement/R. 2W 330 ohm(K) (Wire-wound Type)	1
Capacitor, Vertical Type			
14-C1	EC251291	Mylar 0.1µF(K) 50WV	1
14-C2	EC251122	Mylar 0.027µF(K) 50WV	1
14-C3	EC250582	Mylar 0.0033µF(K) 50WV	1
14-C4	EC331828	Elect. 3.3µF 25WV	1
14-C5	EC251122	Mylar 0.027µF(K) 50WV	1
14-C6	EC250582	Mylar 0.0033µF(K) 50WV	1
14-C7	EC311793	Mylar 0.012µF(J) 50WV	1
14-C8	EC557166	Solid Aluminum 3.3µF 25WV	1
14-C9	EC450055	Elect. 1µF 25WV	1
14-C10	EC320051	Elect. 10µF 16WV	1
14-C11	EC220151	Elect. 100µF 25WV	1
14-C12	EC250885	Mylar 0.01µF(K) 50WV	1
14-C13	EC346735	Elect. 47µF 50WV	1

Carbon Resistor Omitted

15) RELAY P.C BOARD (TE-2002) BLOCK

Symbol No.	Parts No.	Description	Q'ty
15-1	BA638021	Relay P.C Board Comp. (TE-2002)	1
15-TR1	ET537300	Transistor 2SD361(D)(E)	1
15-TR2	ET511920	Transistor 2SC1247A(B)(V)	1
15-TR3	ET639437	Transistor 2SC945L(Q)(P)	1
15-TR4	ET517353	Transistor 2SC711(E)(G)	1
15-D1to5	ED570273	Silicon Diode 1N4004	5
15-D6to9	ED511097	Silicon Diode 1N4001	4
15-D10	ED357794	Zener Diode RD-5A(M)	1
15-D11,12	ED560913	Silicon Diode 1S2473 VE	2
15-D13to16	ED624903	Silicon Diode 1S2473	4
15-D17,18	ED560913	Silicon Diode 1S2473 VE	2
15-CR1to10	ER450786	Spark Quencher U/L 0.1µ-120 ohm 400WV	10
15-VR1	EV498071	Semi-fixed/Vol. V10K8-1-5 1 kB	1
15-RL1	EP616500	Relay LC1-CJT DC24V	1
15-RL2	EP638763	Relay MY4-0-US DC24V	1
15-RL3	EP616500	Relay LC1-CJT DC24V	1
15-RL4	EP638763	Relay MY4-0-US DC24V	1
15-2	EZ640462	Relay P.C Board Retaining Part B	1
15-3	ZS325495	Tapping Screw #2 3x6	6
15-4	EZ640642	Relay P.C Board Retaining Part B	1
15-5	ZS421806	Screw, pan head 3x8	1
15-6	ZW516993	Nut M3	1
15-R1	ER535948	Cement/R. 5W 10 ohm(K) (Wire-wound Type)	1
15-R3	ER563354	Cement/R. 15W 430 ohm(K) (Metal OX. Film Type)	1
15-R4	ER641261	Cement/R. 20W 43 ohm(K) (Wire-wound Type)	1
15-R5	ER573524	Cement/R. 10W 150 ohm(K) (Wire-wound Type)	1
15-R20	ER372082	Cement/R. 2W 100 ohm(K) (Wire-wound Type)	1
Capacitor, Vertical Type			
15-C1,2	EC350987	MP/C. 0.47µF(M) 250V DC (Tub. Type)	2
15-C3	EC565345	Elect. 1000µF 50WV	1
15-C4	EC372148	Elect. 220µF 35WV	1
15-C5	EC250918	Mylar 0.01µF(M) 50WV	1
15-C6	EC313121	Elect. 220µF 25WV	1
15-C7	EC331705	Elect. 22µF 16WV	1
15-C8,9	EC220678	Elect. 47µF 25WV	2
15-C10	EC646031	Elect. 4.7µF 160WV (Tub. Type)	1

Carbon Resistor Omitted

16) REC MODE P.C BOARD (TE-5003) BLOCK

Symbol No.	Parts No.	Description	Q'ty
16-1	BZ647831	Rec. Mode P.C Board Comp. (TE-5003)	1
16-D1	ED624903	Silicon Diode 1S2473	1
16-SW3	ES640541	Push SW. 2FT-0014FF1320	1
16-RL1	EP383321	Relay TECK-36 DC22V 1000 ohm I	1
16L1,2	EO390622	Ferri Inductor FL9H 220µH(K)	2
16-2	EZ640451	SW. Shield	1
16-3	ZS379350	ISO Screw, pan head 3x6	1
16-4	ZW516611	Nut M3	1
16-5	ZW273802	Toothed Lock Washer M3	1

17) SPEED SWITCH P.C BOARD (TE-5001) BLOCK


Symbol No.	Parts No.	Description	Q'ty
17-1	BA647717	Speed Switch P.C Board Comp. (TE-5001)	1
17-SW2	ES640552	Slide SW. SSA06207	1
17-L1	EO379923	Ferri inductor FL7H 8.2 MH(J)	2
17-2	MZ640618	Equalizer Bracket	1
17-3	ZS432843	Screw, pan head 2.6x4	2
17-C1	EC250841	Mylar/C. 0.01µF(J) 50WV (Vert. Type)	2

Carbon Resistor Omitted

For Service Manuals Contact  
**MAURITRON TECHNICAL SERVICES**  
 8 Cherry Tree Rd, Chinnor  
 Oxon OX9 4QY  
 Tel: 01844-351694 Fax: 01844-352554  
 Email: enquiries@mauritron.co.uk



18 PHOTO OF AMP ASSEMBLY BLOCK




For Service Manuals Contact  
**MAURITRON TECHNICAL SERVICES**  
 8 Cherry Tree Rd, Chinnor  
 Oxon OX9 4QY  
 Tel: 01844-351694 Fax: 01844-352554  
 Email: enquiries@mauritron.co.uk

18) AMP ASSEMBLY BLOCK

Ref. No.	Parts No.	Description	Schematic No.	Q'ty
<b>FRONT CHASSIS BLOCK</b>				
18-1	EJ655830	3-throw Jack C	31-2-69	1
18-2	ZS325495	Tapping Screw #2 3x6		12
18-3x	MZ640405	SW. Retaining Plate	TE-5007	1
18-4	ZS422076	Screw, pan head 3x5		2
18-5	EZ586326	Lamp Holder	LF-5324	1
18-6	EL639472	Lamp 24V 35MA(190M/Mx2)		1
		(Read Type)	28-2-24	1
18-7	MZ640945	Connecting Plate B	TE-5009	1
18-8	ES641283	Lever SW. S-J6399	25-12-21	1
18-9	ZS379350	ISO Screw, pan head 3x6		4
18-10	EM573748	VU Meter KL-280B-28 (Yellow)	46-1-86	2
18-11x	MZ659632	Meter Mask	TE-5027	2
18-12x	ZG290878	VU Meter Spring	DX-504	4
18-13x	ZWS16611	Nut M3		4
18-14x	EZ640620	P.C Board Holder	TE-5011	1
18-15x	ES573671	Push SW. 1FST-6U-122-3 (DB)	25-5-119	1
18-16x	ZS422076	Screw, pan head 3x5 (DB)		2
18-17x	EA640438	Dolby Lamp P.C Board (DB)	TE-5004	1
18-18x	EL619064	Lamp 24V 35MA (DB)	28-2-40	1
18-19x	ZS325495	Tapping Screws #2 3x6		1
<b>REAR CHASSIS BLOCK</b>				
18-20x	MZ640574	Amp. Side Plate A	TE-5012	1
18-21x	MZ640585	Amp. Side Plate B	TE-5012	1
18-22	EJ292961	Multi-jack 10P 500-010-005	31-4-4	1
18-23	EZ530021	Jack Nut Plate	ND-5052	1
18-24x	ZS462947	Screw, pan head 2.3x12		2
18-25x	ZW273881	Earth Lug M4		1
18-26	EZ655942	MJJack Shield	TE-5017	1
<b>JACK PLATE BLOCK</b>				
18-27x	BJ647728	Jack Plate Block Comp.		1
18-28	EJ624104	Jack Plate J-2	31-5-121	1
18-29x	EA628222	P.C Board for Jack	LE-5622	1
18-30x	ER440921	Carbon/R. RD1/4 27k(J) (Insu. Type)	35-9-5	2

19 PHOTO OF FINAL ASSEMBLY BLOCK

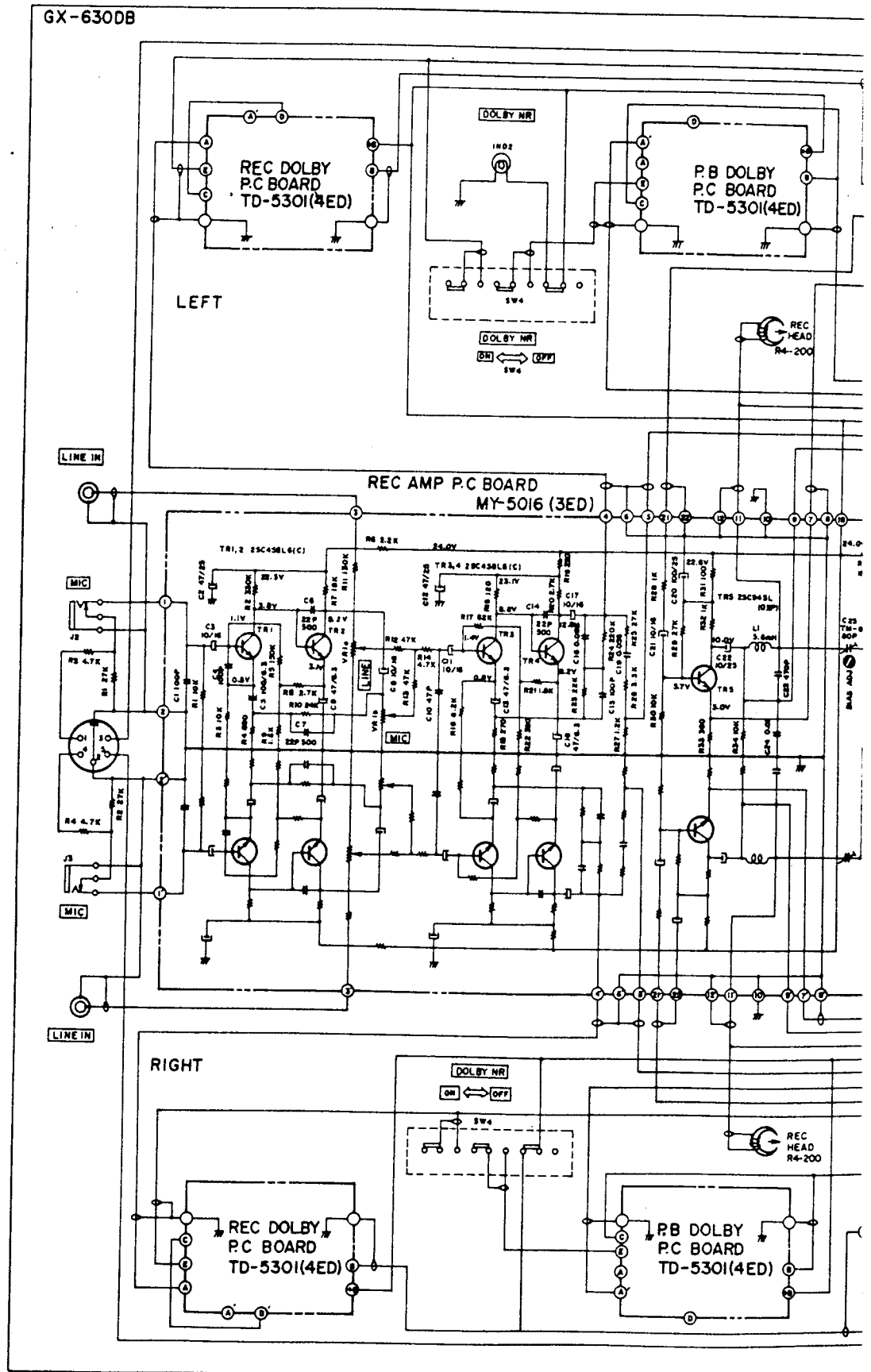


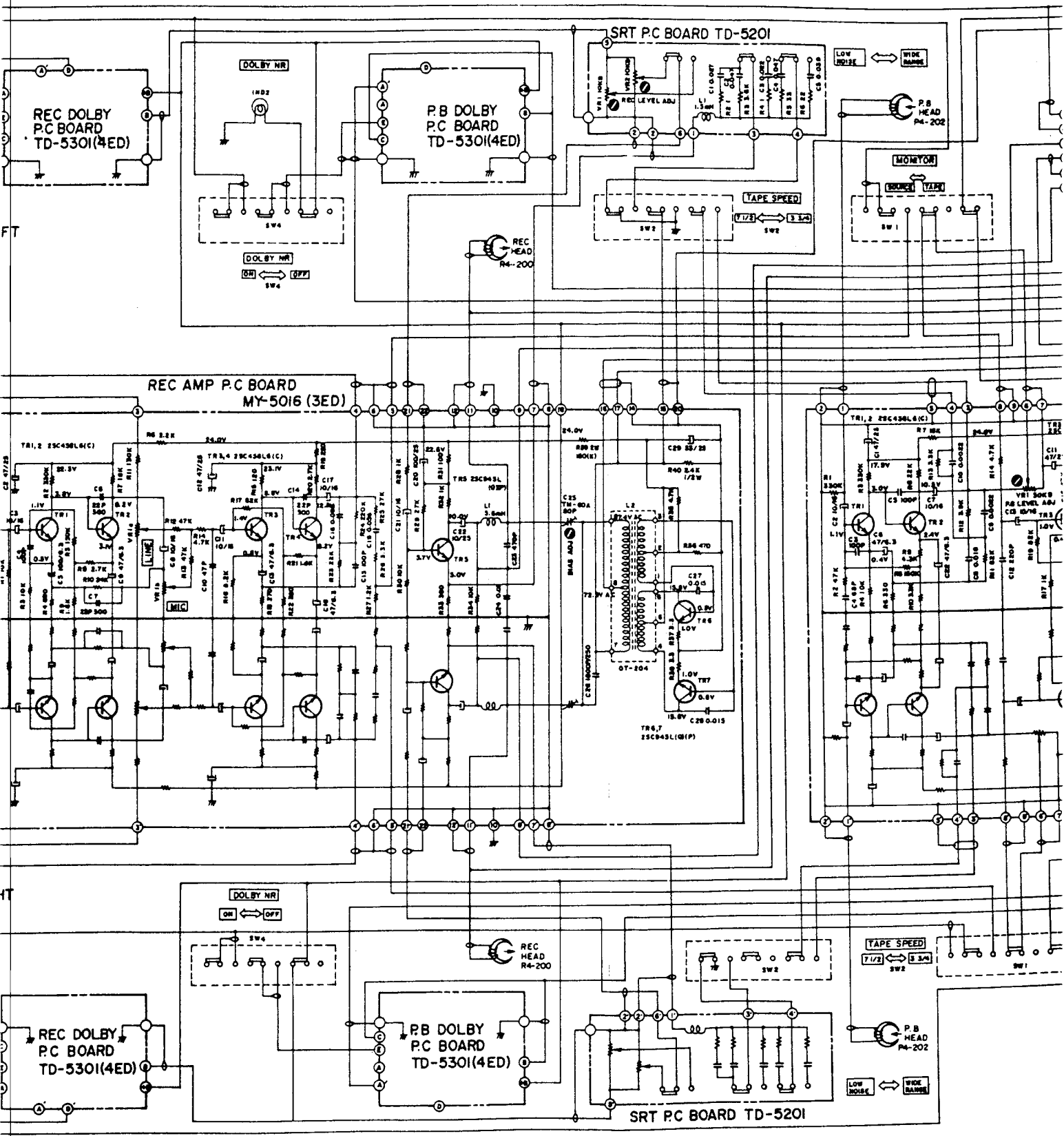
19) FINAL ASSEMBLY BLOCK

Ref. No.	Parts No.	Description	Schematic No.	Q'ty	Ref. No.	Parts No.	Description	Schematic No.	Q'ty
<b>HEAD COVER TABLE BLOCK</b>					<b>CASE BLOCK</b>				
19-1	SC640991	Head Cover Base	TE-6007	1	19-36x	BC647673	Case Block Comp.	TE	1
19-2	SC643724	Head Cover	TY-6004	1	19-37	BC640978	Wood Case	TE-6021	1
19-3x	SZ534543	Cushion Rubber C	TW-6039	2	19-38	SA640934	Square Foot, w/rubber	TE-6020	2
19-4	SM640956	Model Name Plate GX-630D	TE-6005	1	19-39x	ZS200610	Tapping Screw #1 4x12 (Truss)		4
19-5x	SM640967	Model Name Plate GX-630DB (DB)	TE-6005	1	19-40x	SZ480712	Dust Cover Pin	LE-6024	2
19-6x	MZ640800	Hinge Bracket	TE-6006	1	<b>FINAL ASSEMBLY BLOCK</b>				
19-7x	MZ598263	Hinge Angel	KJ-6017	1	19-41x	SP641024	Lower Side Plate A	TE-6013	1
19-8x	MV269965	Steel Ball D4		1	19-42x	SP641035	Lower Side Plate B	TE-6013	1
19-9x	ZG249107	Ball Retaining Spring	RD-432	1	19-43x	ZS325495	Tapping Screw #2 3x6		30
19-10x	ZW499593	Set Screw, hexagon socket 5x4 (Flat Point)		1	19-44x	SP641046	Upper Side Plate A	TE-6014	1
19-11x	MS597431	Hinge Shaft	KJ-6015	1	19-45x	SP641057	Upper Side Plate B	TE-6014	1
19-12x	SZ597420	Collar	KJ-6014	1	19-46x	MZ640877	Supporting Plate	TE-6016	2
19-13x	ZW420682	Washer (Nylon) D4.2x9x0.5t		1	19-47x	ZS417150	Screw, pan head 4x6		8
19-14x	ZW270101	'E' Ring 3M	6-1-9	2	19-48x	SZ529920	Reinforcement Angle A	ND-6003	1
19-15x	ZS323728	Screw, binding head 3x5		4	19-49x	ZS432674	Screw, pan head 3x3		1
<b>MECH. PANEL BLOCK</b>					19-50x	SA428714	LM Rubber Foot, w/screw	LM-404	4
19-16x	BZ647662	Mech. Panel Block Comp.	TE	1	19-51x	ZW324281	Screw, pan head 4x25		4
19-17	SP641237	Mech. Panel	TE-6001	1	19-52x	ZW419646	Washer (SPC) D4.5x9.8x0.5t		4
19-18	SE640754	Motor Escutcheon A	TE-6002	1	19-53x	ZS665550	Screw, pan head 4x15, w/washer		2
19-19	MZ640787	Impedance Roller Collar	TE-6003	1	19-54x	ZS664345	Screw, pan head 4x30, w/washer		4
19-20x	MZ640798	Arm Collar	TE-6004	2	19-55x	EZ640980	Amp. Shield	TE-6018	1
19-21	SE581602	Reel Table Escutcheon 2	TD-6021	2	19-56	SK638976	Knob I-C	CP-5018	4
19-22x	ZW575730	Speed Nut (P Type) 3	6-3-6	8	19-57	SK634410	Push Button Knob J	91-5051	3
19-23	SE626951	Counter Escutcheon	MY-6006	1	19-58x	EF563681	Fuse 1A250V	39-1-50	1
<b>AMP. PANEL BLOCK</b>					19-59x	ZS411660	Screw, oval countersunk head 3x6		2
19-24x	BZ647730	Amp. Panel Block Comp.	TE	1	19-60	EZ436217	Collar For Jack	MC-5006	3
19-25x	BZ647741	Amp. Panel Block Comp. (DB)	TE	1	19-61	SK640912	Double Knob (Upper)	TE-6011	2
19-26	SP641002	Amp. Panel	TE-6008	1	19-62	SK640923	Double Knob (Lower)	TE-6012	2
19-27x	SP641013	Amp. Panel (DB)	TE-6008	1	19-63	SK640901	Single Knob	TE-6010	1
19-28	SE631102	VU Escutcheon	MY-6205	2	19-64	SK645300	Pinch Roller Cap	TD-6013	1
19-29x	ZS575392	Screw, pan head 2.6x8		8	19-65	ZS613901	Panel Screw	CW-6031	8
19-30x	ZW318014	Washer (BSP) D2.6x4.5x0.4t		8	19-66x	ZS312221	Screw, truss head 3x15 (Black)		4
19-31	SE612055	Lamp Lens A (Red)	CH-6314	1	19-67x	SE627120	Ventilator	MY-6014	1
19-32x	SE639696	Lamp Lens B-2 (DB)	NE-6005	1	19-68x	ZS392141	Tapping Screw #1 3x8 (Truss)		2
19-33x	SE613888	Button Escutcheon A (DB)	CW-6021	4	19-69	EW374894	AC Cord 3M	26-3-19	1
19-34x	SE613866	Button Escutcheon C	CW-6016	5	19-70x	EW516600	AC Cord VM-0065 (CEE)	26-3-28	1
19-35x	TC494267	Lamp Cover(DB)	CG-2206	1	19-71x	EW524845	AC Cord 2.5M (JPN)	26-3-31	1

For Service Manuals Contact  
**MAURITRON TECHNICAL SERVICES**  
 8 Cherry Tree Rd, Chinnor  
 Oxon OX9 4QY  
 Tel: 01844-351694 Fax: 01844-352554  
 Email: enquiries@mauritron.co.uk

**GX-630DB**





REC DOLBY  
P.C BOARD  
TD-530I(4ED)

P.B DOLBY  
P.C BOARD  
TD-530I(4ED)

SRT P.C BOARD TD-520I

REC AMP P.C BOARD  
MY-5016 (3ED)

REC DOLBY  
P.C BOARD  
TD-530I(4ED)

P.B DOLBY  
P.C BOARD  
TD-530I(4ED)

SRT P.C BOARD TD-520I

DOLBY NR

DOLBY NR  
ON ← OFF

LOW NOISE ↔ WIDE RANGE

TAPE SPEED  
7 1/2 ↔ 3 3/4

MONITOR

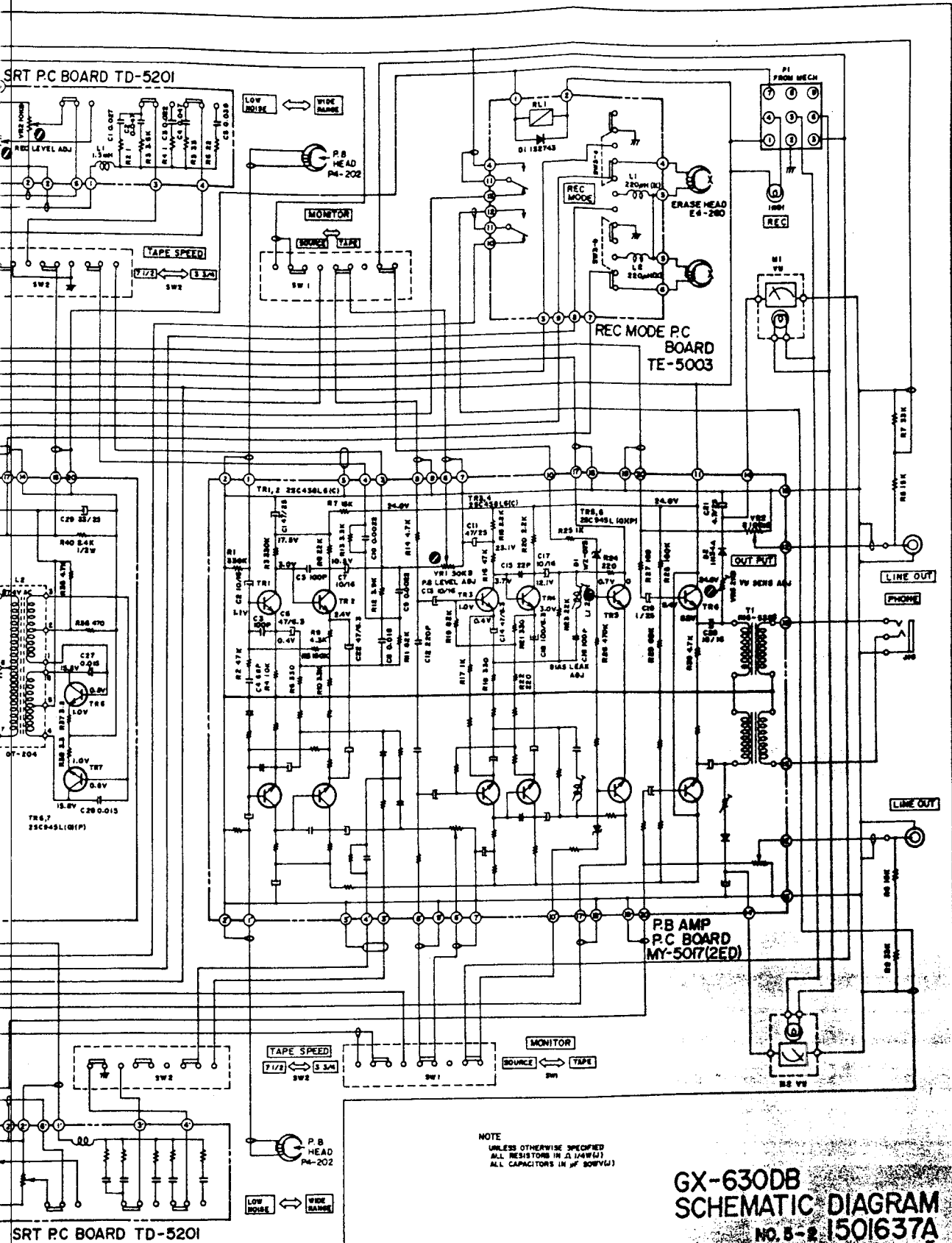
TAPE SPEED  
7 1/2 ↔ 3 3/4

LOW NOISE ↔ WIDE RANGE

FT

HT

For Service Manuals Contact  
**MAURITRON TECHNICAL SERVICES**  
 8 Cherry Tree Rd, Chinnor  
 Oxon OX9 4QY  
 Tel: 01844-351694 Fax: 01844-352554  
 Email: enquiries@mauritron.co.uk

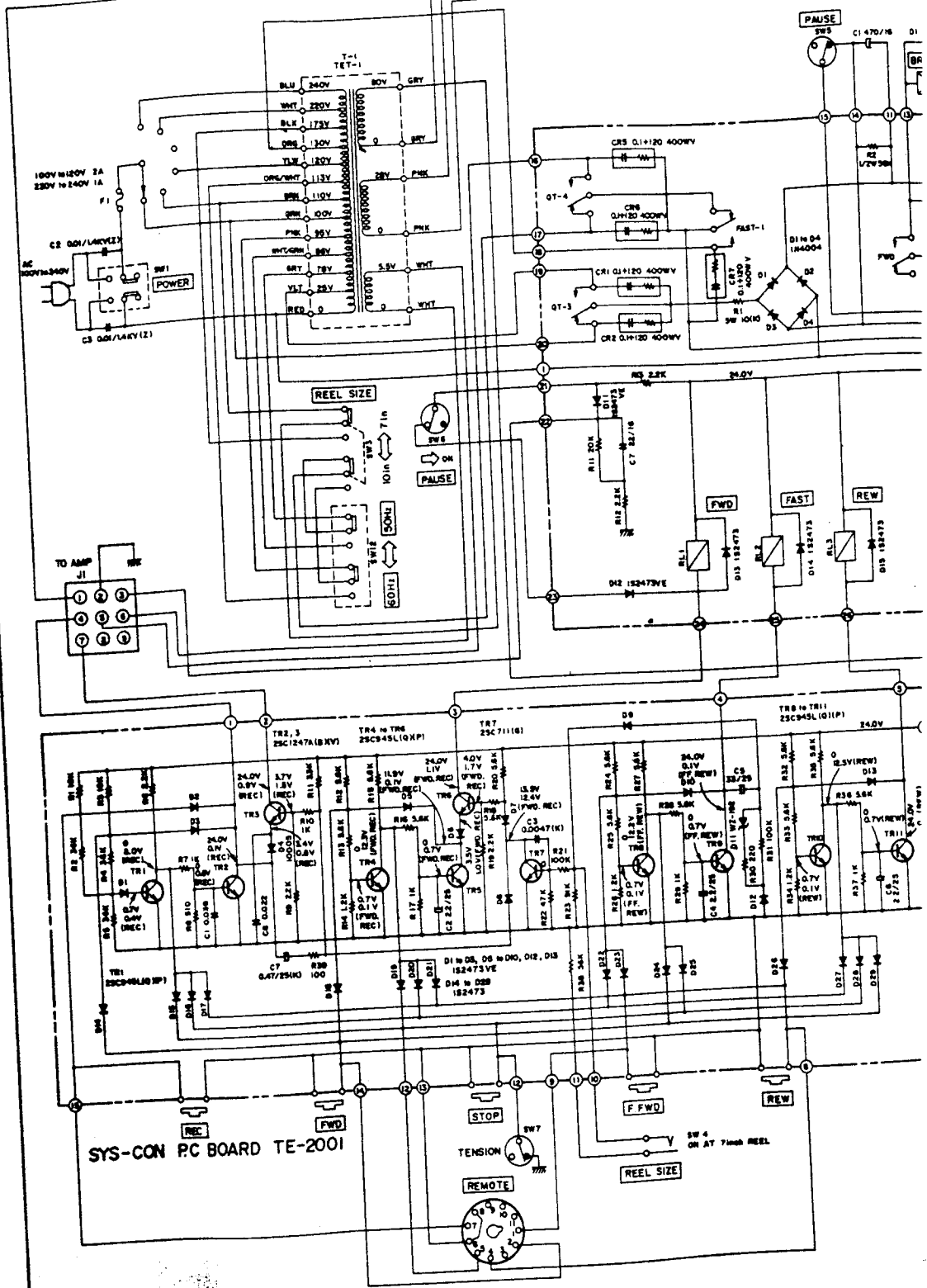


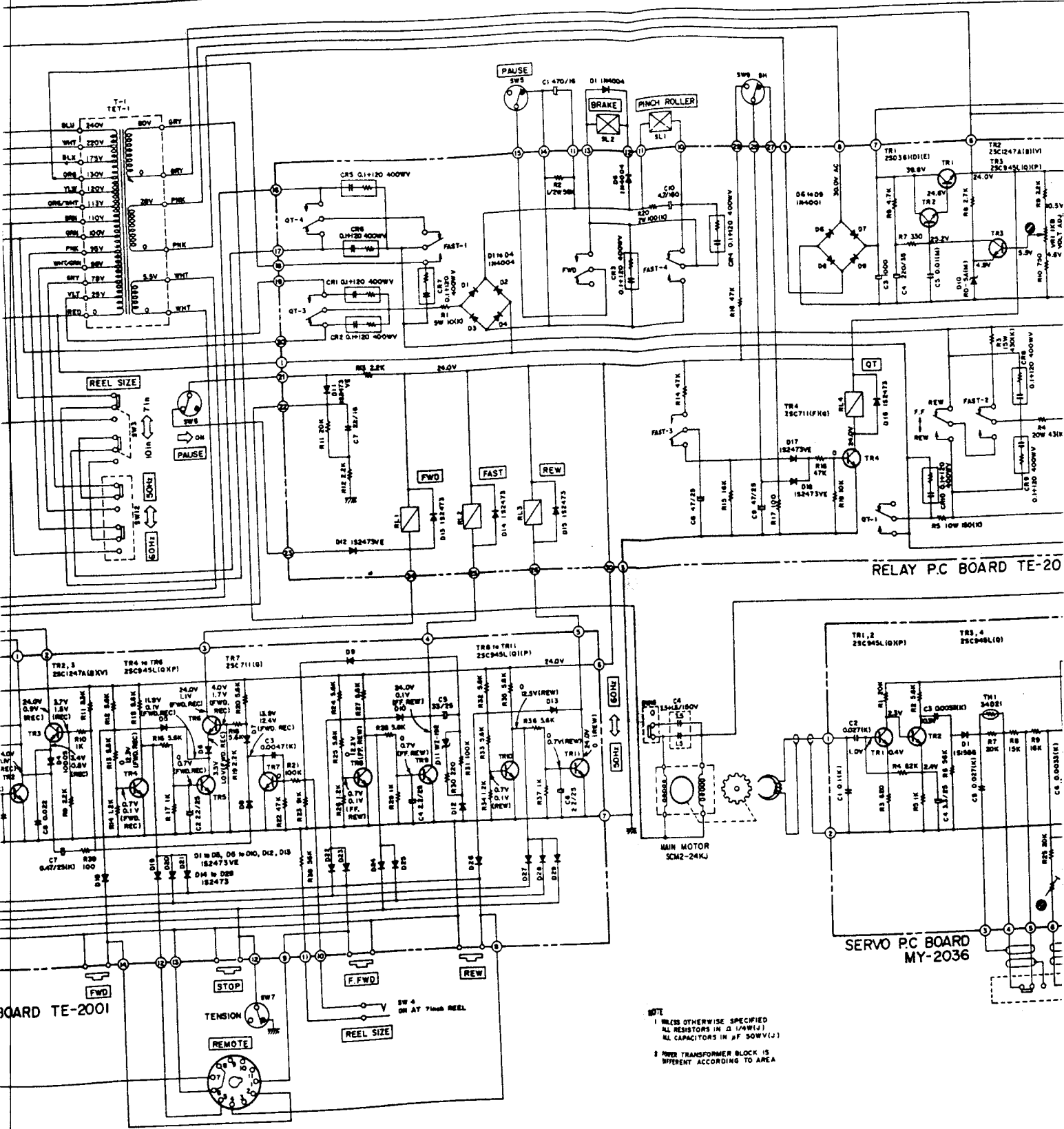
NOTE  
 UNLESS OTHERWISE SPECIFIED  
 ALL RESISTORS IN  $\Omega$  1/4W(1)  
 ALL CAPACITORS IN  $\mu$ F 50V(1)

**GX-630DB**  
**SCHEMATIC DIAGRAM**  
 NO. 5-2-1501637A

For Service Manuals Contact  
**MAURITRON TECHNICAL SERVICES**  
 8 Cherry Tree Rd, Chinnor  
 Oxon OX9 4QY  
 Tel:- 01844-351694 Fax:- 01844-352554  
 Email:- enquiries@mauritron.co.uk

GX-630D/DB



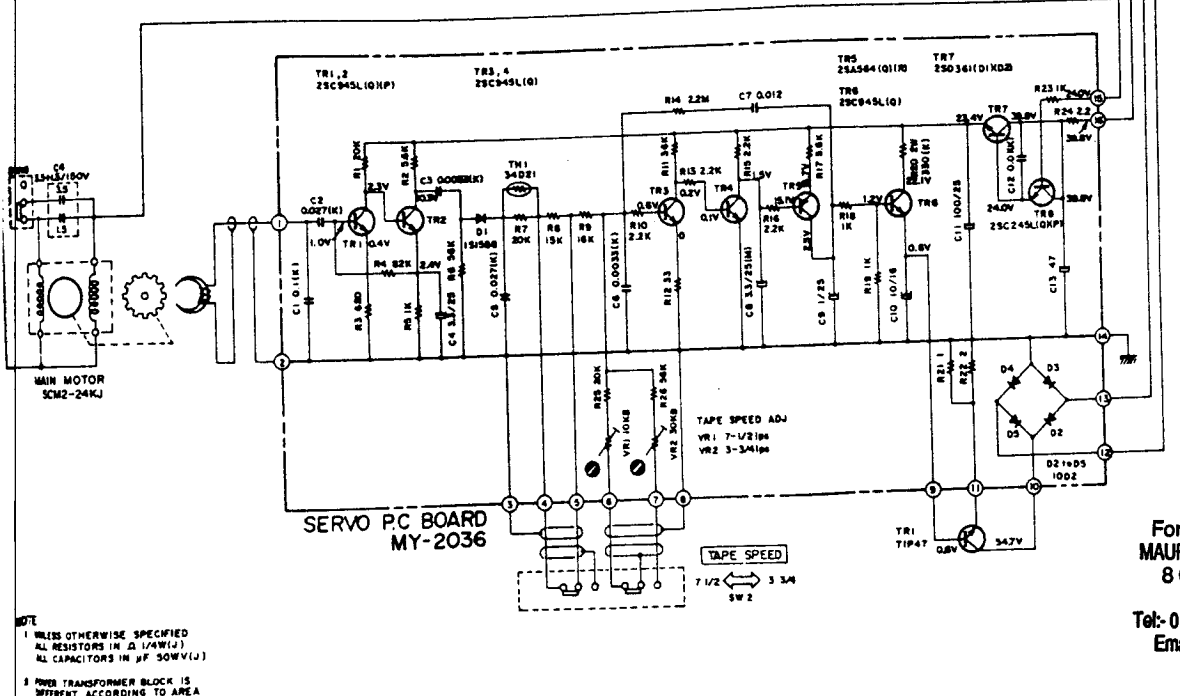
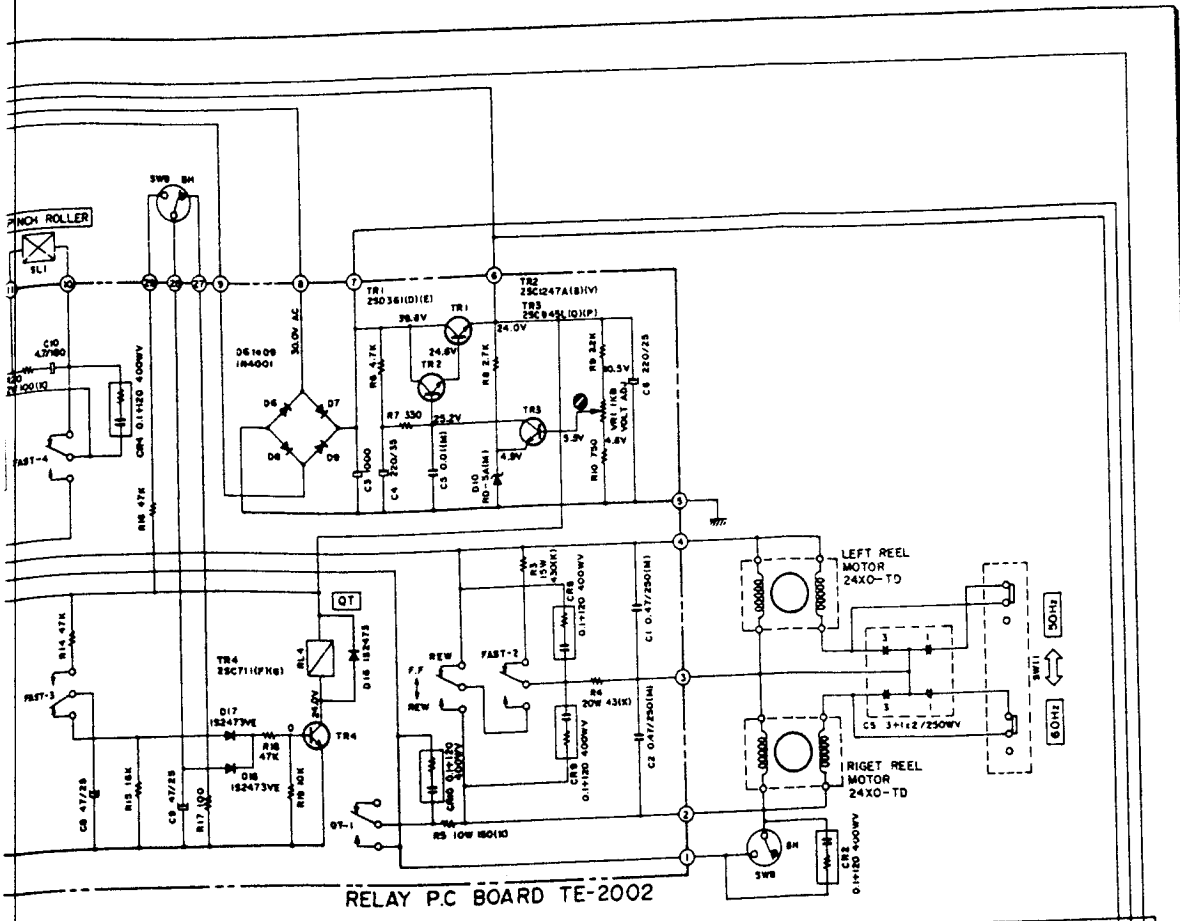


RELAY P.C. BOARD TE-20

SERVO P.C. BOARD MY-2036

NOTE  
 1 UNLESS OTHERWISE SPECIFIED  
 ALL RESISTORS IN  $\Delta$  (PAW/J)  
 ALL CAPACITORS IN  $\square$  (P/S/W/V/J)  
 2 POWER TRANSFORMER IS  
 DIFFERENT ACCORDING TO AREA

BOARD TE-2001

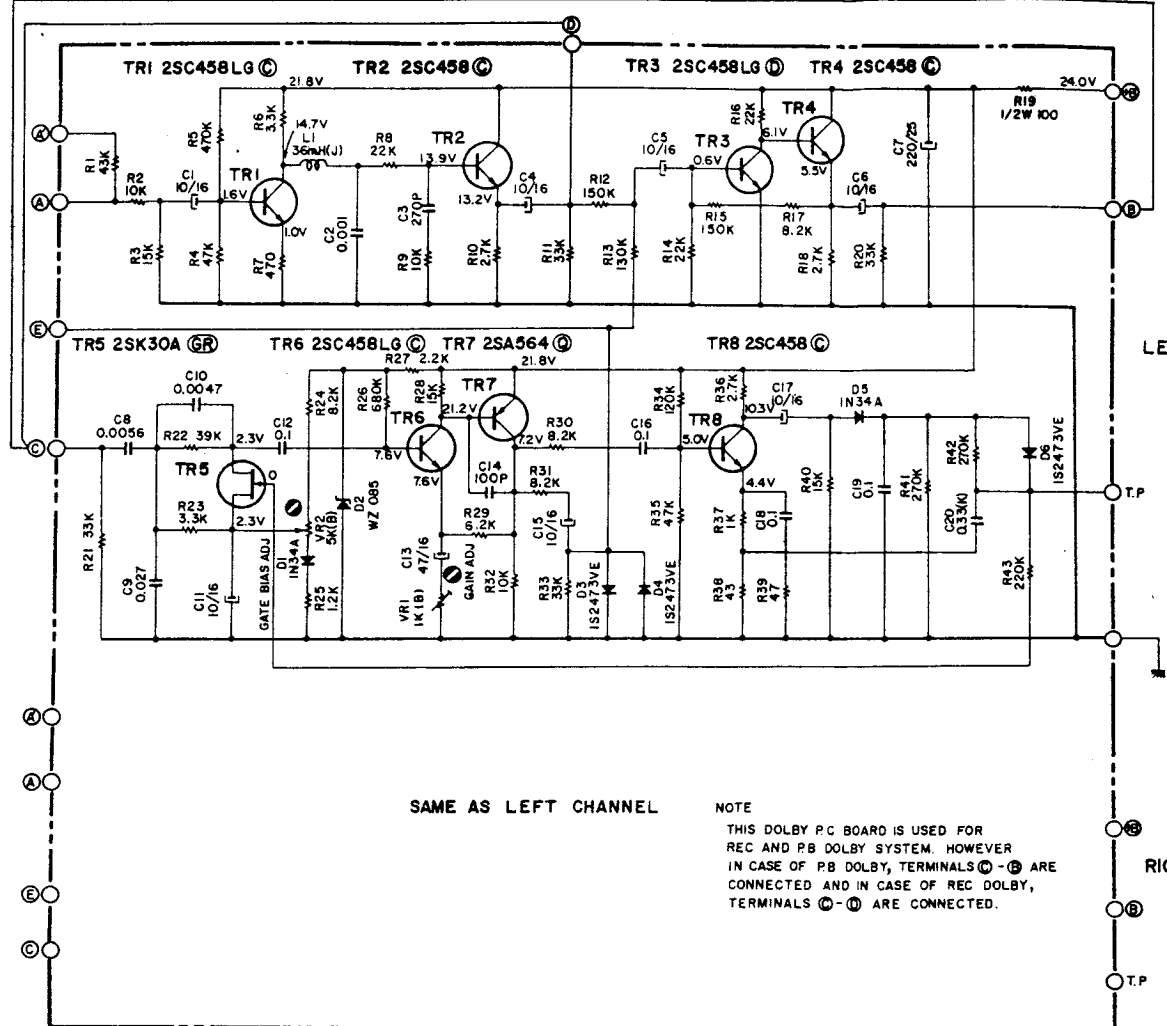


NOTE  
 1. UNLESS OTHERWISE SPECIFIED  
 ALL RESISTORS IN  $\Omega$  /  $\text{k}\Omega$  /  $\text{M}\Omega$   
 ALL CAPACITORS IN  $\mu\text{F}$  /  $50\text{WV}$  /  $\mu\text{F}$   
 2. POWER TRANSFORMER BLOCK IS  
 DIFFERENT ACCORDING TO AREA

For Service Manuals Contact  
**MAURITRON TECHNICAL SERVICES**  
 8 Cherry Tree Rd, Chinnor  
 Oxon OX9 4QY  
 Tel: 01844-351694 Fax: 01844-352554  
 Email: enquiries@mauritron.co.uk

**GX-630D/DB**  
**SCHEMATIC DIAGRAM**  
 No. 5-3 1501638A  
 PC

GX-6300B



SAME AS LEFT CHANNEL

NOTE  
 THIS DOLBY P.C BOARD IS USED FOR  
 REC AND PB DOLBY SYSTEM. HOWEVER  
 IN CASE OF PB DOLBY, TERMINALS ①-② ARE  
 CONNECTED AND IN CASE OF REC DOLBY,  
 TERMINALS ③-④ ARE CONNECTED.

DOLBY P.C BOARD TD-5301 4ED

LEFT ch

RIGHT ch

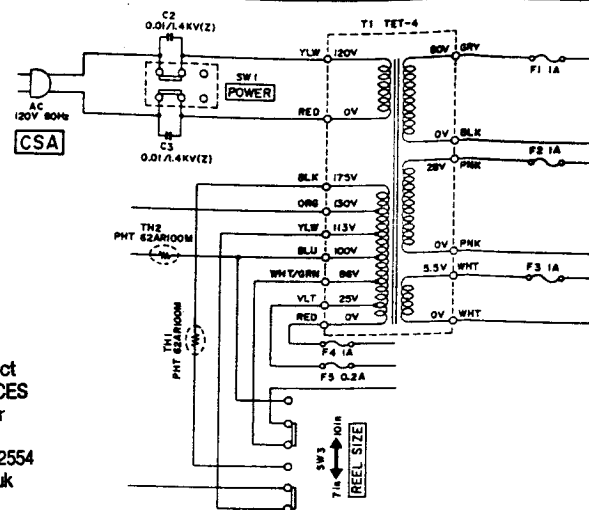
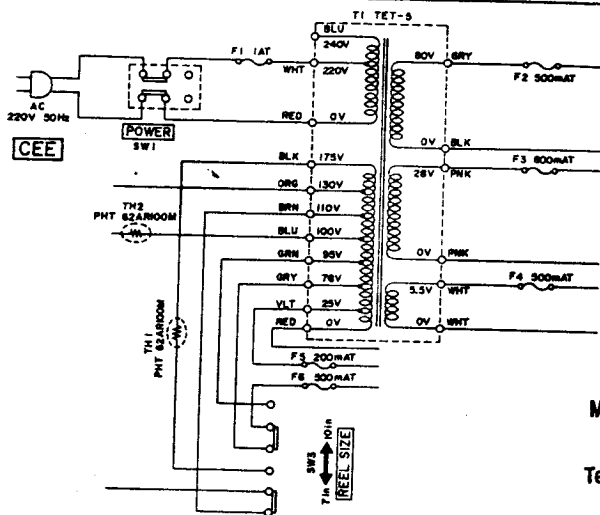
For Service Manuals Contact  
**MAURITRON TECHNICAL SERVICES**  
 8 Cherry Tree Rd, Chinnor  
 Oxon OX9 4QY  
 Tel:- 01844-351694 Fax:- 01844-352554  
 Email:- enquiries@mauritron.co.uk

NOTE  
 UNLESS OTHERWISE SPECIFIED  
 ALL RESISTORS IN  $\Omega$  1/4W (J)  
 ALL CAPACITORS IN  $\mu$ F 50WV (J)

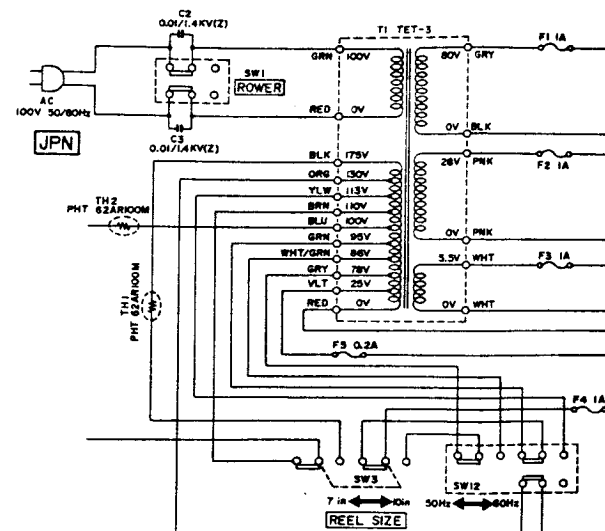
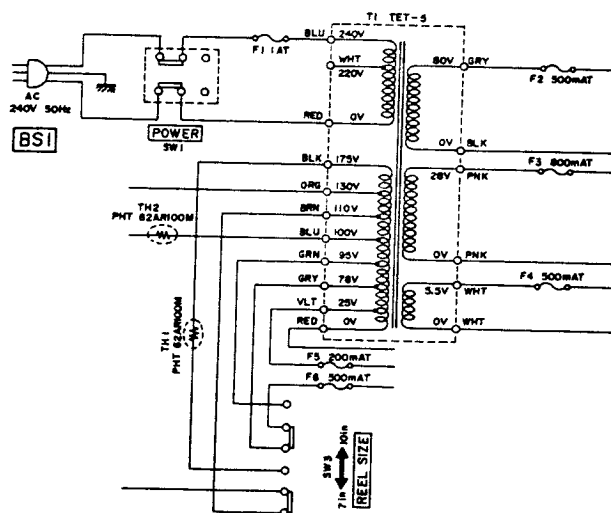
**GX-6300B**  
**SCHEMATIC DIAGRAM**  
 No.5-4 1501639A



GX-630D/DB



For Service Manuals Contact  
**MAURITRON TECHNICAL SERVICES**  
 8 Cherry Tree Rd, Chinnor  
 Oxon OX9 4QY  
 Tel: 01844-351694 Fax: 01844-352554  
 Email: enquiries@mauritron.co.uk



GX-630D/DB SCHEMATIC DIAGRAM  
 NO. 5-5 1501640A