

Thank you for purchasing the 5-in-1 Universal Remote Control. This uniquely designed product can be easily programmed using the codes found at the back of this manual, or automatically.

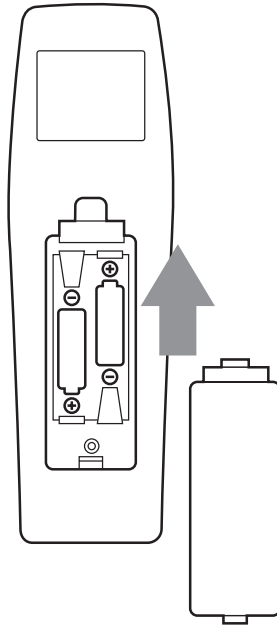
We are sure that this unit will provide you with many years of exceptional performance with a minimum of care and maintenance. Please review the contents of this instruction manual completely and carefully before operating your unit, to make sure that you understand all functions and operations and get the maximum benefit out of all the great features included in this product.

## BATTERY INSTALLATION

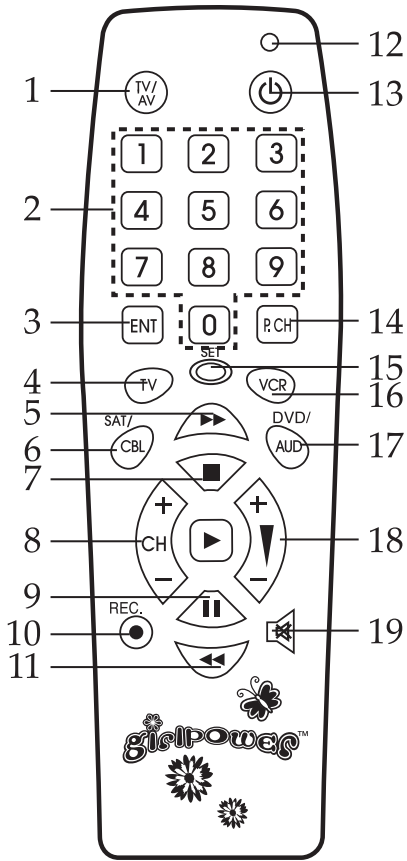
### INSTALLING THE REMOTE CONTROL BATTERIES

The battery compartment is located on the rear of the remote control.

- Remove the battery compartment door by pressing down and sliding the door off.
- Insert two (2) AAA size batteries into the battery compartment as shown below. Use a well known brand of alkaline batteries for longest life and best performance. Be sure to observe the polarity markings which are engraved inside the battery compartment. If the batteries are inserted incorrectly, the remote control will not operate.
- Replace the battery compartment door.
- Do not mix different types of batteries together (e.g. Alkaline and Carbon Zinc) or old batteries with fresh ones.
- When the operation of the remote control becomes intermittent, replace the batteries. A fresh set of alkaline batteries should operate the remote for up to one year of normal use.



# LOCATION OF CONTROLS




1. TV/AV Function Button
2. Number Buttons (0-9)
3. ENTER Button
4. TV Device Button
5. Fast Forward Button
6. SAT (Satellite)/CBL (Cable) Device Button
7. Stop Button
8. Channel +/- Buttons
9. Pause Button
10. Record Button
11. Reverse Button
12. Red Indicator
13. Power Button
14. P. CH (Previous Channel) Button
15. SET Button
16. VCR Device Button
17. AUD (Audio)/DVD Device Button
18. Volume +/- Buttons
19. Mute Button

# SETTING THE REMOTE

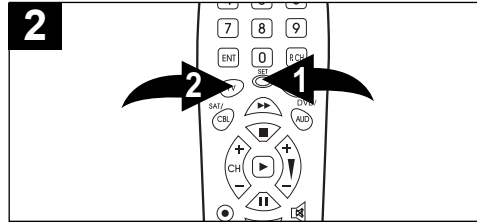
**DEVICE BUTTON:** When this owner's manual refers to the Device button, it is referring to the TV, SAT/CABLE, VCR or AUDIO Device button you want to control.

## DIRECT ENTRY


Directly enter the three digit code found at the end of this manual as follows:




Turn on the power to the desired device you want to control and press the respective Device button (i.e. TV). Using the Remote Codes table found at the end of this manual, look up the brand and remote code for the device.



Press and hold the SET button ❶, then the TV button ❷ simultaneously; the Red indicator will light. Release both buttons.



Using the Key buttons (0-9), enter the three digit code of the desired device; the Red indicator will go out. If the red indicator blinks twice, it was done incorrectly - repeat steps.




Aim the remote at the device and press the Power button. If the device turns off, then it is set. If it does not, repeat these steps with another code. Write the code down and repeat these steps for your other devices.

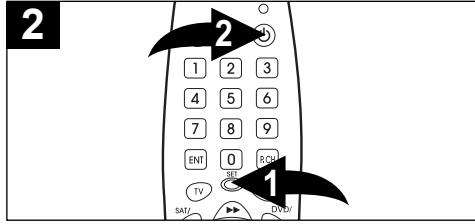
## SETTING THE REMOTE (CONTINUED)

### AUTO SEARCH


Automatically search through the remote codes to find the appropriate code as follows:



Turn on the power to the desired device you want to control and press the respective Device button (i.e. TV).



While aiming the remote at the device, press and hold the SET ① and Power ② buttons simultaneously for four seconds until the red indicator lights, then release the buttons. Auto Search will now be performed.

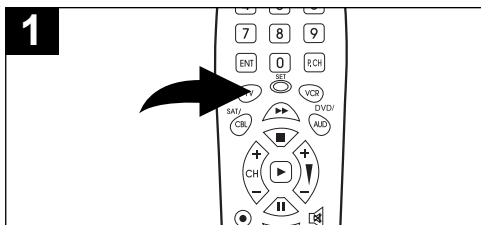


When the device turns off, the remote is now programmed properly. Press any button to exit the Auto search mode and the red indicator will go off. Make sure all functions operate (channel, volume, etc.). If they do not, repeats steps above.

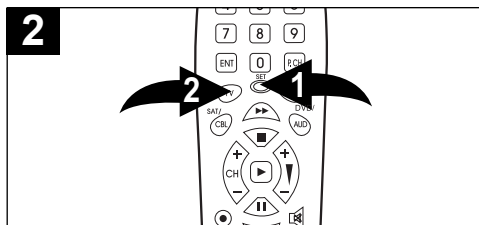
## SETTING THE REMOTE (CONTINUED)

### MANUAL SEARCH


Manually search through the remote codes to find the appropriate code as follows:



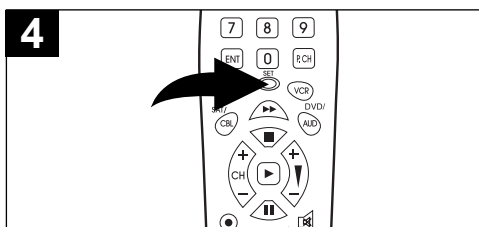
Turn on the power to the desired device you want to control and press the respective Device button (i.e. TV).



While aiming the remote at the device, press and hold the SET button ❶ and the desired Device button ❷ (i.e. TV) simultaneously; the red indicator will light, then release the buttons.



Press the SET button ❶ again; the Red indicator will blink. Press and release the Power button ❷ repeatedly until the power of the device (i.e. TV) turns off. When the TV turns off, press the TV Device button ❸; the red indicator will go out. Make sure the Channel, Volume, etc. operates properly.



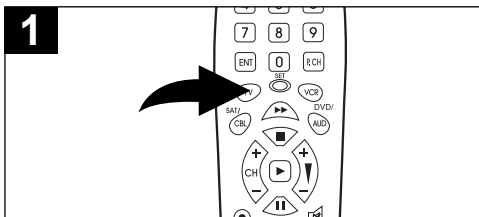
During Manual Search, press the SET button to change the code search direction from forward to backward. Press the SET button again to change it back to forward search. Repeat these steps for your other devices.

**NOTE:** To exit the manual search, simply press any of the Device buttons (TV, VCR, SAT/CBL, DVD/AUD) once or wait 30 seconds; the red indicator will go out automatically.


## SETTING THE REMOTE (CONTINUED)

### PREPROGRAMMED REMOTE CODE DISPLAY

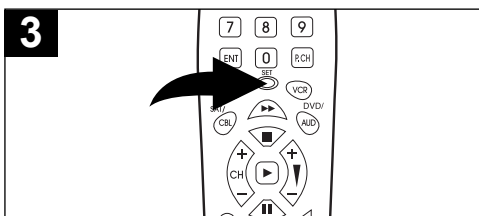
This feature will allow you to check which remote code is being used for each device.



Press the Device button of the unit you want to check the remote code for (i.e. TV).



Press and hold the SET button, then press the 1 Key button if you want the first digit of the remote code, 2 Key button if you want the second digit or 3 Key button if you want the third digit.



Release the SET button and the red indicator will blink a set number of times to indicate the digit. For example, if the code was 345 and the 1 key button was pressed in step 2, the red indicator will blink three times.

### PUNCH THROUGH

The remote will allow the Volume and Mute feature to operate the TV, even if another device is selected. For example, while operating the VCR, simply press the Volume +/- button to raise or lower the volume without having to press the TV Device button.

## REMOTE CONTROL OPERATION

This universal remote control is compatible with most brands (infrared remote control components made after 1990). Please refer to the Remote Code Tables.

When programmed, this remote control will operate the basic features of the original device's remote control. Simply press the desired Device button (TV, VCR, SAT/CBL, DVD/AUD) of the unit you want to operate, to use the buttons that correspond to that device.

TV/AV Function button controls AV input mode, such as TV/VCR button on VCR.

### **IF THE REMOTE CONTROL DOES NOT WORK:**

- Make sure the remote is pointed at the remote sensor of the device you want to operate.
- Make sure you pressed the correct Device button first (TV, VCR, SAT/CBL, DVD/AUD).
- Make sure nothing is between the remote and the remote sensor on the device you want to operate.
- Make sure the batteries are correctly installed and that they are not weak or dead.
- Make sure the remote code is set properly.

# REMOTE CODES TABLE

## TV

A-Mak	002
Abex	012
Admial	024
Adventura	014
Aiko	023
Akai	011
Alaron	039
Allegro	057,058
Ambassador	037
Anam	019,040
AOC	002,006,011,041
Archer	002
Audiovox	002,023,040,050,055
Aumark	021
Baysonic	040
Belcor	006
Beuamark	004,011,039
Bradford	040
Broksonic	002,044,051
Brokwood	006
Candle	011,014,020,042
Carnivale	011
Carver	018
Celebrity	061
Cineral	023,050
Citizen	011,013,014,020,021,023,042,046
Claitone	041
Concerto	020
Contec	032,040,041,067
Contec/ cory	072
Craig	040
Crosley	018
Crown	013,040
CXC	040
Curtis Mathes	011,013,018,020,021,024,027,035,050,052,059,060,067
Daewoo	006,013,023,050,055,056
Daytron	006,013
Denon	027
Dumont	004,006
Dwin	057,058
Electroband	041,061
Electrohome	048,067
Emerson	006,013,037,038,039,040,041,044,046,047,051,055,056,062,067,075,076
Envision	011
Fisher	030,033,070
Fujitsu	039
Funai	036,039,040
Futuretech	040
GE	008,010,024,047,050,059,060,066
Gibtalter	004,006
Goldstar	001,006,011,013,020,064,067
Go Video	021
Gradiente	017,020
Grunpy	039,040
Hamman	018
Hamman/ Kardon	018
Harley Davidson	039
Harvard	040
Hitachi	012,020,027,062,063,067,072,077

Infinity	018
Inteq	004
Janeil	014
JBL	018
JC Penney	072
JCB	061
JVC	017,067,072
KEC	040
Kenwood	006
Kloss	009,014
KTV	013,040,041,046,067
LG	020
Luxman	020
LXI	004,018,030,031,060,070,071
Magnavox	007,009,011,018,025,036,039,042,043,049,065,067
Marantz	011,018
MEI	041
Majustic	003
Matsushita	045
Megatron	002,027
Memorex	003,020,021,028,030,045
MGA	006,011,029
MGA/ Mitsubishi	073
Midland	004,012,013
Minutz	008
Mitsubishi	006,024,028,038
Motorola	019,024
MTC	006,011,020,021,041
Multitech	040
NAD	031,035,038,071
National	019
NEC	006,011,020,053
Nikko	004,011,015,023,030,031,038,060
Noshi	005
NTC	023
Onwa	040
Optimus	030,035,045
Optonica	024,034
Orion	039,044,051
Panasonic	001,015,016,017,018,019,021,024,027,028,030,031,034,038,045,060,074
Penney	002,005,006,008,010,011,012,013,015,016,020,021,031,038,060,067
Philco	006,007,009,011,018,024,027,042,043,051,065,067
Philips	004,005,006,007,008,009,013,018,036,061,065,082,067
Pilot	006,011,013
Pioneer	035,062
Portland	006,013,023,067
Prism	016
Proscan	011,015
Proton	002,038,052,067
Pulsar	004,006
Quasar	016,019,034,045
Radio Shack	006,012,013,015,020,030,034,038,040,067,070
RCA	005,006,015,016,022,024,059,060,062,078



# REMOTE CODES TABLE (CONTINUED)

Realistic	011,012,013,020,030,034,038,040,070,075
Rhapsody	041
Runco	004,011,053,054,080
Sampo	011,012,013
Samsung	011,012,013,020,021,038,067,079
Samsux	013
Sansei	050
Sansui	051
Sanyo	028,030,033,070
Scotch	038
Scott	006,038,039,040,044,067
Sears	015,018,020,028,030,031,033,036,038,039,070,071,072
Semivox	040
Semp	031
Sharp	013,024,032,034,049,067,081
Shogun	006
Signature	003
Sylvania	007,009,011,025,042
Simpson	042,043
Sony	026,061
Soundesign	038,039,040,042
Spectricon	002
Square view	036
SSS	040
Starlite	040
Supre-Macy	014
Supreme	061
Sylvania	018,043,048,065,069
Symphonic	036
Tandy	024
Tatung	002,019,071
Technics	004,015,016,045,060
Technika	003,006,013,018,020,021,023,028,039,040,042,072
Technol Ace	039
Techwood	002,020
Telefunken	020
Teknika	067
TMK	020,037,038
Toshiba	021,030,031,070,071,072
Tosonic	041
Totevision	013,067
Trical	032
Universal	008,010
Vector Research	011
Victor	017
Vidikron	018
Vidtech	006,038
Viking	014
Wards	007,008,010,011,018,020,025,026,031,034,038,039,043,065,066
Westinghouse	055,056
Words	003,006
Yamaha	006,011
Zenith	003,004,023,028
Zonda	002
Some models	068

## VCR

American High	007
Admlal	019
Adventum	059
Aiko	044
Aiva	009,046,059,067,068
Akai	013,021,022,030,069
Amstad	070

Asha	042
Audiovox	009
Beaumarck	042
Bell & Howell	029
Broksonic	001,033,035,038,045,049,071
Calix	009
Canan	007
Capelhart	003
Carver	028
CCE	027,044
Cineral	044
Citizen	009,044
Colt	027
Craig	009,018,027,042,043
Curtis Mathes	007,013,034
Daewoo	003,016,044,051
Daytron	003
Denon	014
Dynatech	059
Electrophonic	009
Electrohome	009
Emerex	004
Emerson	001,008,009,015,021,022,026,033,035,037,038,040,044,045,049,051,059,071
Fisher	018,020,024,029
Fuji	005,007
Funai	059,070
Garrard	059,070
GE	007,019,036,042
Goldstar	009,010
Go Video	047,050,072,073
Gradiente	002,059
Harley Davidson	059
Harman / Kardon	010,028
Harwood	026,027
Headquarter	017
HI-Q	018
Hitachi	013,014,030,059
Jensen	013
JVC	002,013,025
KEC	009,044
Kenwood	010,013,017,025
KLH	027
Kodak	007,009
Logik	027
Lloyd's	037,059
LXI	009
Magnasonic	044,052
Magnavox	007,011,028,032,059
Magin	042
Mamantz	007,010,028
Marta	009
MEI	007
Matsushita	007,034,048
Memorex	007,009,011,017,018,019,029,042,046,053,056,057,059
MGA	015,021,022,042
MGN Technology	042
Minolta	014,030
Mitsubishi	015,019,021,022,025,074,075
Motorola	007,019
MTC	042,059
Multitech	027,059
NAP	005,006,007,009,011,014,024,030
NEC	010,012,013,025,029

# REMOTE CODES TABLE (CONTINUED)

## SATELLITE

Nikko	009	Aifa	190
Nikon	006	Aiko	184
Noblex	042	Alfa Gold	177
Olympus	007	Alphastar	078,124
Optimus	009,019,029,034,047,048,052,054,055,056,057	Best	148
Optonica	023	Channel Master	046,062
Orion	001,035,045,049	Chaparral	049,060,062,063,098,114
Panasonic	007,034,041,048,056	Citoh	125
Penney	007,009,010,012,014,020,042	Digital Satellite TV	179,180,181,182
Pentax	014,030	Drake	046,050,065,102,106,108,115,118,121,169,170
Philco	007,038	Drake Satellite	139,140,141
Philips	023,028,032	Dx Antenn	047
Pilot	009	DX Communications	116
Pioneer	025	Echostar	055,057,066,079,099,111,149,153,156,157,158,159,160,163,164,165
Portland	003	Equus	110
Profronic	042	Eurostar	166
Proscan	036	Expressvu	079
Protec	027	Fortec Star	175,176
Pulsar	011	Fujitsu	095
Quasar	007,034,048,056	General Instrument	068,091,092,093,117,126,127
Quarter	017	Hitachi	081,261
Quartz	017	Homecable	064
Radio Shack	053,059	HTS	079,112
Randex	009	Hughes Network Sys.	077
RCA	007,014,019,030,031,036,042	Hughes Satellite	261
Realistic	007,009,017,018,019,023,024,029,059	Instrument	072
Ricon	006	Intersat	113
Ridix	009	IQ	061
Runco	011	IQ Prism	061
Samsung	016,042	Janeil	056,095
Sanky	011,019	Jerrold	068,072
Sansui	013,025,043,049,059	JVC	079
Sanyo	017,018,029,042	Kenwood	096
Scott	015,016,033,035,039,040	Legend	066,099
Sears	007,009,014,017,018,020,024,029,030,059	Macom	046,089,093,126
Semp	016	Macom Satellite	138
Sharp	019,023	Magnavox	075,076
Shintom	027	Memorex	066,076
Shogun	042	Micro Formula	171
Signature	007	Mina	167
Singer	027	Mitsubishi	168
Sony	004,006,007,059	Orb	104
STS	014	Orbit	162
Sylvania	007,015,028,032,059	Pace	189
Symphonic	052,059,070	Panasonic	056,074,088
Tatung	013	Pansat	101,120,151
Teac	013,059	Panaset	187
Technics	007,011,034,036	Pbi	171
Technika	007,009,059	Philips	059,075,076,174
Thomas	059	President	051
TMK	008,037,042	Primester	068,072,150
Toshiba	015,016,024,039,040	Prosat	145
Totevision	009,042	Proscan	071
Unitech	042	Quick Draw	116
Vector	016	Radio Shack	071,091,092
Vector Research	010,012	RCA	054,070,071,082,143,183
Vediosonic	042	RCA DSS	263,264,265
Video Concepts	012,016,021,022	RC-AK	152
Wards	007,014,016,018,019,023,027,028,040,042,059	Realistic	052
White Westinghouse	044	Rural Cable	091
XR-100	007,027,059	Samsung	124,155
Yamaha	010,013	Scientific Atlanta	146,183
Zenith	005,006,011,049,059	Signal Super LT 930	154
Some models	060,061,062,063,064,065,066	Skardin	191,192,193
		Sony	073

# REMOTE CODES TABLE (CONTINUED)

Star Trak	058,094,122,123,128
STS	047,061
STS Satellite	137
Space TV	173
Sun Moon Star	188
Superguige	097,105
Tadiran	185
Technosat	163
Tedelex	161
Toshiba	053,138
Tosonic	080
Uniden	048,051,052,064,069,075,076,090 097,099,107,109
United Satellite	134,136
Veecom	171
Video Pall	095
Viewstar	119
Vortec	178
Winner	144,147
Zenith	050,065,083,095,138
Zenith Satellite	133,139,140,141
Some models	142,172

Jasco	010,026,034
JEBSEE	223
Jerrold	003,006,007,009,010,032,037,129, 130,131,196,237,238,245,262
KOKA	202,205
LEON	198,219
Magnasonic	018
Magnavox	009,018
Mechanics	035
Memorex	085
Movie Time	023
NAP	004
Novaplex	042
NSC	023
OAK	004,012
OAK Sigma 500	200
Optimus	014
Panasonic	014,024,085
Panther	043,244
Paragon	085,243,249
Philips	017,018,019,026
Pioneer	016,025,041
Popular	035
Proscan	014
Pulsar	085
Radio Shack	010,034,044,045
RCA	014
Realistic	028
Recoton	035
Regal	013,031
Regency	002
Rembrandt	006
Runco	085
Samsung	021,025
Scientific Atlanta	132,252
Seam	039
SG	211
Signal	010,021
Signature	006
Skygiant	212,213,214
SL Marx	021
Sprucer	014
Starcom	003,010
Stargate	021,044
Starquest	010
Sylvania	001
TADA	199,236
Taicom	202,220
Tandy	030
Tay Shoen	222,225
Televue	021
Texscan	001
TFC	033
Timeless	036
Tocom	007,008
Toshiba	085
Trans	224,226,230,235,242
Tusa	010
TV86	023
Unika	015,026,028
United Artists	004
Universal	015,022,026,027,028
Videoway	029
Viewstar	018,023,030
Winer	201
WISO	203,204
Zenith	005,010,028,040,085
Zentek	035

## CABLE

ABC	001,003,004,005,006,008,009,011, 194,195,246
Aeon	228
Aifa	240,251,253,255
Aikotec	267,268
Allegro	026,034
Antena	266
Antronix	015,028
APO	221
Archer	015,026,028,044
Asia	247
Asiagiant-777	233
Atlanta	005,011,038,250,254
Belcor	022
Bell & Howell	009
Best	197
Cable Star	022
Cabletenna	015
Cableview	015
Century	026,241
Citizen	026,034
Colour Voice	017,019
Comtronics	021
Contec	012
CS-100	218
Digi	043
Eastern	002,207,208,209,210,227,234
Emerson	044
Everquest	010,021
Focus	035
Garrard	026
GC Electronics	022,028
Gemini	010
G.I	006,032,037,129,130,131,257,258, 259,260
GMI	198,219,229,231,232
Golden	248
Goldstar	021,025
Goodmind	044
Hamlin	013,020,031,086
Hitachi	006
Hytex	004
IEEC	206,215,216,217,239
IMC	256

# REMOTE CODES TABLE (CONTINUED)

## DVD

Harman/Kardon	010
JVC	007
Kenwood	005
Magnavox	001
Mitsubishi	002
Onkyo	001
Optimus	003
Philips	001
Pioneer	003,008
Samsung	009
Sony	004
Toshiba	001
Yamaha	006
Zenith	001,011

## LD

Aiwa	019
Carver	014,017,022
Denon	013,015
Disco Vision	012
Funai	019
Harman/Kardon	017
Hitachi	012
Magnavox	017,021
Marantz	014,017
Mitsubishi	013
NAD	013
Panasonic	020
Philips	014,017
Pioneer	012
Quasar	020
Realistic	019
Samsung	022
Sega	012
Sony	016,018
Technics	020
Theta Digital	017
Yamaha	021
Zenith	017

## CD

ADC	027
Adcom	044,061
Aiwa	026,041,046
Akai	045
Audio Alchemy	057
Audio-Techica	048
BSR	057,063
Burmester	073
California Audio Labs	029
Carrera	057
Carver	046,052,076
Crown	040
Curtis Mathes	029
DAK	063
DBX	064
Demon	024
Denon	090
DKK	023
Emerson	044,047,068,079
Fisher	037,052,069
Garrard	063,065,071,073,074
GE	025
Genexxa	030,047,068
Goldstar	072
Harman/Kardon	046,049,075
Hitachi	030,044

JVC	035
Kenwood	028,032,056,084,087
Kodak	066
Krell	046
Kyocare	027
Linn	046
Luxman	038
LXI	068
Magnavox	046,068
Magnavox CD-R	083
Marantz	029,046,053
Macintosh	066
MCS	029,033
Mission	046
MTC	073
Nakamichi	043
NEC	033,061
Nikko	047,048
NSM	046
Onkyo	039,089
Optimus	023,030,032,036,042,051,052,057, 058,065,068,069,073,075,076,078
Panasonic	029,067,070,085
Paramount Pict	211
Parasound	057,073
Philips	046,066,083
Pioneer	030,062,068,078
Proscan	034
Proton	046
QED	046
Quasar	029
RCA	025,034,044,052,068,086
Realistic	044,047,051,052,053,073
Rotel	046,073
SAE	046
Sansui	046,059,068
Sanyo	036,052
Scott	044,047,068
Sears	068
Sharp	032,053,088
Sony	023

## AMP

Aiwa	110
Bose	113
Carver	102
Curtis Mathes	103
Denon	096
GE	093
JVC	106
Kenwood	107,108
Linn	102
Luxman	097
Magnavox	102
Marantz	102,105
Nakamichi	105
NEC	101
Optimus	109
Panasonic	104
Parasound	100
Philips	102
Pioneer	092,103
Realistic	109
Sansui	091,105
Shure	101
Sony	099
Soundesign	093,098
Technics	104,112

# REMOTE CODES TABLE (CONTINUED)

Victor	106
Wards	092,093,098
Yamaha	094,095,107,111

## TUNER

ADC	163
Adcom	164
Aiwa	128,132,139,156
Akai	123,143
Archer	203
Capetronic	163
Carver	115,119,139,153
Curtis Mathes	118,124
Denon	114,145,168
Emerson	157
Fisher	119,142,153,169
Garrard	157,158
Harman/Kardon	127,139
Inkel	121
JBL	127
JVC	122
Kenwood	117,119,123,138,147,148
Kodak	066
Krell	046
Kyocare	027
Linn	139
LXI	137
Magnavox	129,139,155,163
Marantz	118,129,139
MCS	118,151
NAD	149
Nakamichi	125,152
NEC	144
Onkyo	126,130,154
Optimus	119,124,136,137,138,142,163,166,167,169
Panasonic	118,146,161
Philips	139,155
Pioneer	116,124,131,163,165
Proscan	120
Quasar	118
RCA	120,151,153,162,163
Realistic	133,137
Sansui	139,151
Sanyo	141,169
Scott	133,150
Sharp	138
Sherwood	121,159,160
Siemens	157
Sony	132,134
Soundesign	166
Teac	133,158
Technics	118,141,146,161
Victor	122
Wards	116,119,120,124,132,139
Yamaha	135,138
Zenith	170

## CASSETTE DECK

Aiwa	183,184
Akai	191
Denon	176
Fisher	175

Garrard	193,195
JVC	188,189
Kenwood	173,174
Marantz	171
Mitsubishi	191
Onkyo	179,180,190
Optimus	172,185,194,195
Pioneer	172
Sansui	171
Sherwood	194
Sony	181,187,192
Teac	193
Technics	186
Victor	189
Wards	172
Yamaha	177,178

## HOME AUTOMATION

GE	197
Lite Touch	196
Radio Shack	197

## TAPE

Carver	200
Denon	198
Harman/Kardon	200
Magnavox	200
Marantz	200
Philips	200
Sony	199

## TURNTABLE

Aiwa	201
Carver	201
Magnavox	201
Marantz	201
Philips	201
Sony	202

## VIDEO

Archer	203
GC Electronics	203
Jebsee	203
Radio Shack	203
Sony Web-TV	205
TeleCaption	204

## AUDIO

Aiwa	206,210,213
Fisher	207
Harman/Kardon	215
JBL	215
JVC	209
Nikko	212
Panasonic	216
Paramount Pict	211
Philips	215,217
Polytek	218
RCA	208
Schneider	212
Scientific Atlanta	214
Sony	206,210
Soundesign	212
SSI	211

## LIMITED WARRANTY

Emerson Radio Corp. warrants manufacturing defects in original material, including original parts and workmanship, under normal use and conditions, for a period of ninety (90) days from the date of original purchase in the U.S. With your dated proof of purchase, we will provide repair service at no charge for labor and parts at an authorized Depot Repair Facility, or replace the product in our discretion. For repair or replacement, pack your unit in a padded box, enclose your check or money order payable to Emerson Radio Corp. in the amount of \$5.00 (not required by California residents) to cover shipping and handling costs, and enclose a copy of your proof of purchase. Send your unit to:

Emerson Radio Corp.  
1901 Diplomat Drive  
Farmers Branch, TX 75234

This warranty does not cover damage from negligence, misuse, abuse, accident, failure to follow operating instructions, commercial use, rental, repairs by an unauthorized facility, or products purchased, used, serviced or damaged outside of the United States.

THIS WARRANTY GIVES YOU SPECIFIC LEGAL RIGHTS, AND YOU MAY ALSO HAVE OTHER RIGHTS WHICH VARY FROM STATE TO STATE.

AU898H

 <b>Emerson</b> AUTHORIZED SERVICE	TO FIND THE LOCATION AND PHONE NUMBER OF YOUR NEAREST AUTHORIZED SERVICE CENTER...
CALL TOLL FREE: 1-800-695-0098	
FOR ADDITIONAL SET-UP OR OPERATING ASSISTANCE PLEASE CALL: 1-800-898-9020	
FOR CUSTOMER SERVICE, PLEASE WRITE TO: Emerson Radio Corp. Consumer Affairs Dept. 1901 Diplomat Drive Farmers Branch, TX 75234	

girlPOWER™

BY

 *Emerson*®

EMERSON  
PART NO.: 21-2044  
302-01

Printed in China



**5-IN-1 UNIVERSAL REMOTE  
CONTROL**

**OWNER'S MANUAL  
GP765**

Visit our web site at [www.emersonradio.com](http://www.emersonradio.com)