

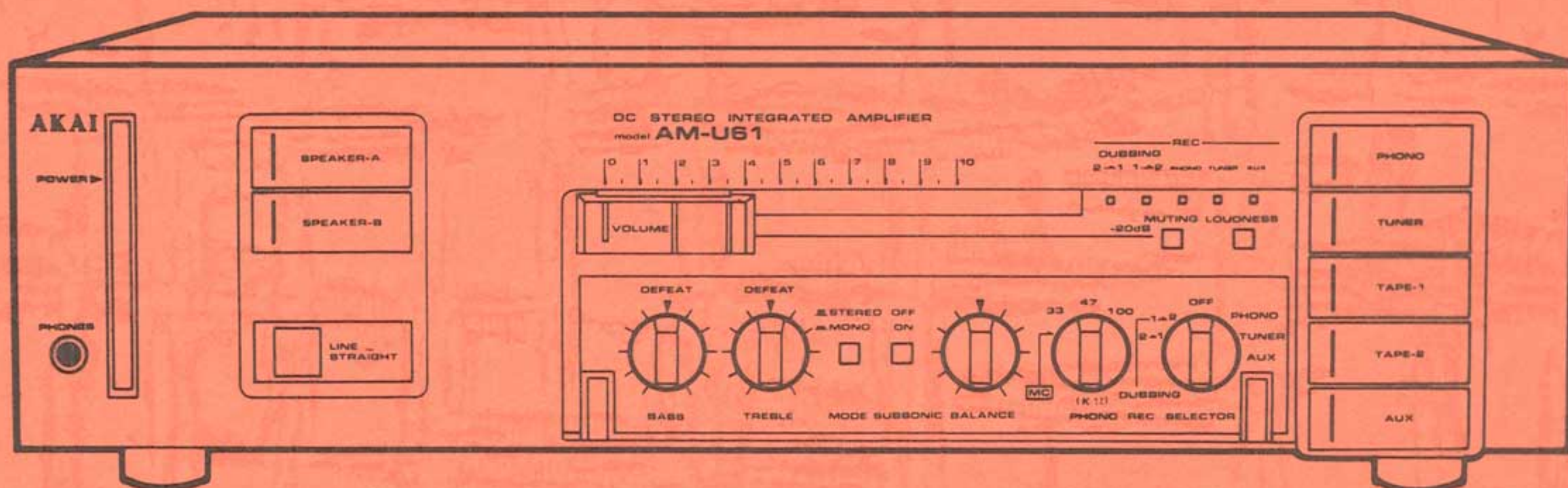
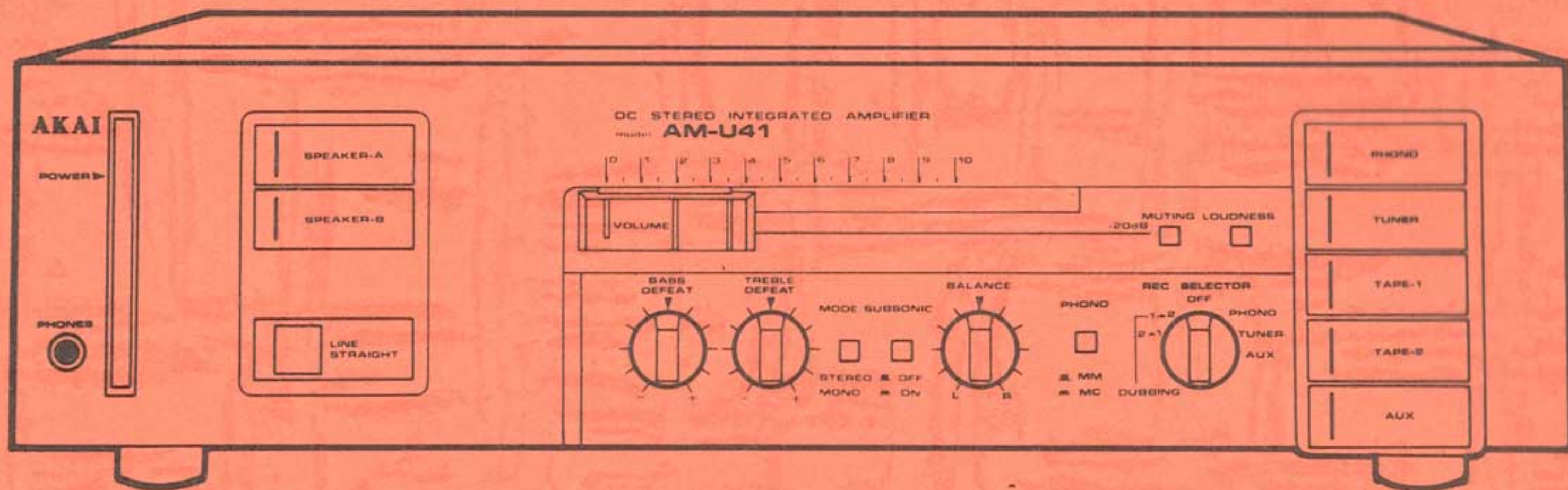
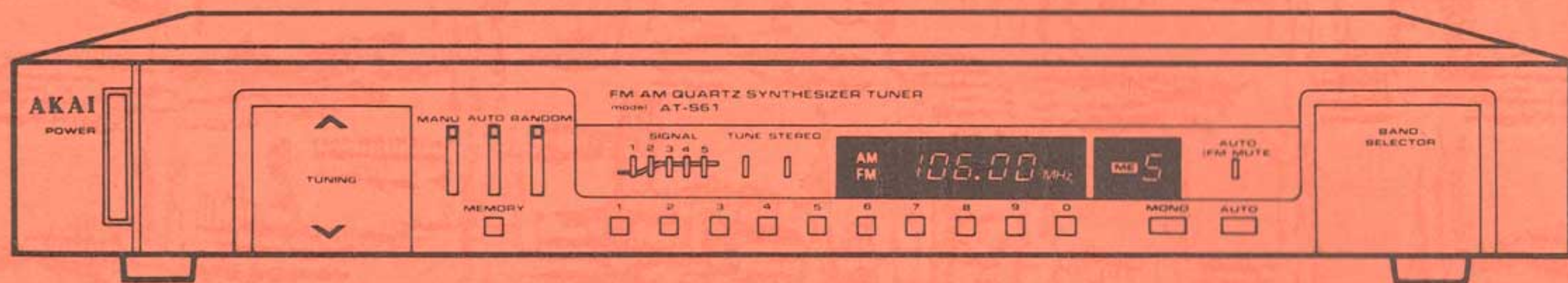
**HiFi ENGINE®**

For more Hi-Fi manuals and set-up information  
please visit [www.hifiengine.com](http://www.hifiengine.com)



# AKAI SERVICE MANUAL

AT-S61/L/J



FM AM QUARTZ SYNTHESIZER TUNER


MODEL **AT-S61/L/J**

DC STEREO INTEGRATED AMPLIFIER


**AM-U41**

MODEL **AM-U61**

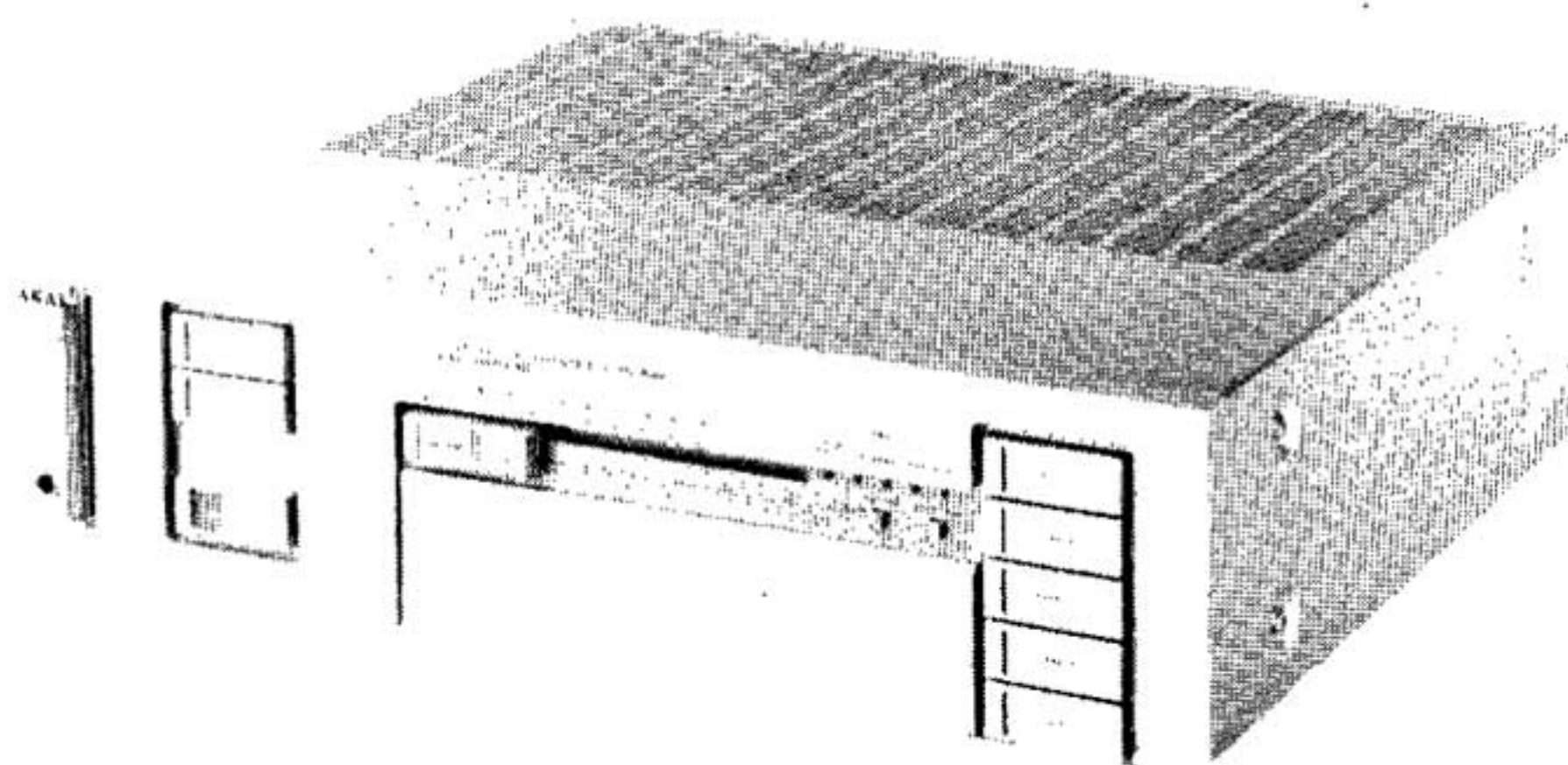




AT-S61/L/J



AM-U41



AM-U61

**FM AM QUARTZ SYNTHESIZER TUNER**  
**MODEL AT-S61/L/J**

**DC STEREO INTEGRATED AMPLIFIER**  
**MODEL AM-U41**

**DC STEREO INTEGRATED AMPLIFIER**  
**MODEL AM-U61**

This manual is applicable to both silver and pearl shadow panel models.

**TABLE OF CONTENTS**

<b>SECTION 1</b>	<b>SERVICE MANUAL AT-S61/L/J .....</b>	<b>3</b>
<b>SECTION 2</b>	<b>SERVICE MANUAL AM-U41/AM-U61.....</b>	<b>25</b>
<b>SECTION 3</b>	<b>PARTS LIST .....</b>	<b>47</b>
<b>SECTION 4</b>	<b>SCHEMATIC DIAGRAM .....</b>	<b>70</b>

# SAFETY INSTRUCTION

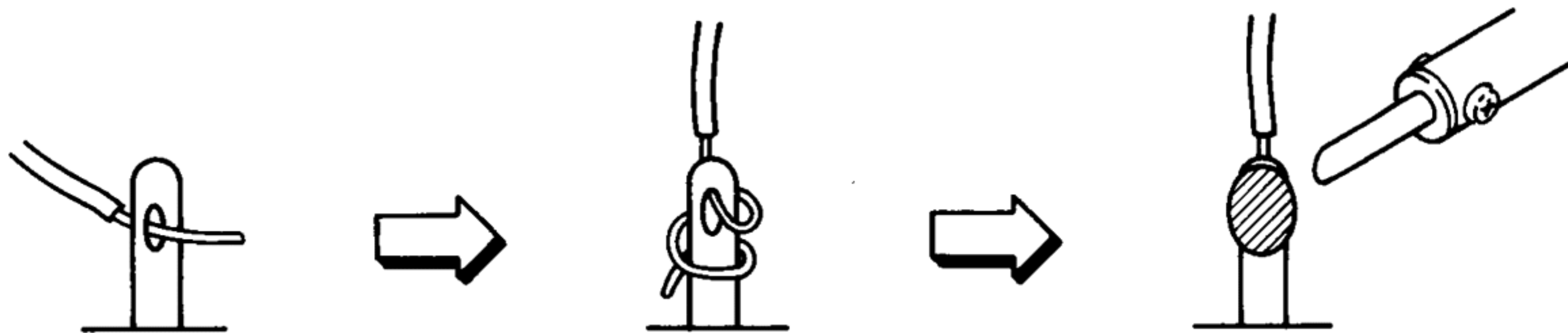
---

## SAFETY CHECK AFTER SERVICING

Confirm the specified insulation resistance between power cord plug prongs and externally exposed parts of the set is greater than 10 Mohms, but for equipment with external antenna terminals (tuner, receiver, etc.) and is intended for **C** or **A**, specified insulation resistance should be more than 2.2 Mohms (ground terminals, microphone jacks, headphone jacks, line-in-out jacks etc.)

## PRECAUTIONS DURING SERVICING

1. Parts identified by the  $\Delta$  symbol parts are critical for safety.  
Replace only with parts number specified.
2. In addition to safety, other parts and assemblies are specified for conformance with such regulations as those applying to spurious radiation. These must also be replaced only with specified replacements.  
Examples: RF converters, tuner units, antenna selector switches, RF cables, noise blocking capacitors, noise blocking filters, etc.
3. Use specified internal wiring. Note especially:
  - 1) Wires covered with PVC tubing
  - 2) Double insulated wires
  - 3) High voltage leads
4. Use specified insulating materials for hazardous live parts. Note especially:
  - 1) Insulation Tape
  - 2) PVC tubing
  - 3) Spacers (Insulating Barriers)
  - 4) Insulation sheets for transistors
5. When replacing AC primary side components (transformers, power cords, noise blocking capacitors, etc.), wrap ends of wires securely about the terminals before soldering.



6. Observe that wires do not contact heat producing parts (heatsinks, oxide metal film resistors, fusible resistors, etc.).
7. Check that replaced wires do not contact sharp edged or pointed parts.
8. Also check areas surrounding repaired locations.
9. Use care that foreign objects (screws, solder droplets, etc.) do not remain inside the set.