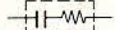
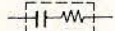
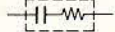
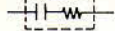
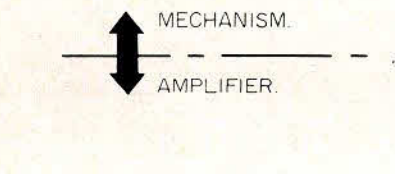
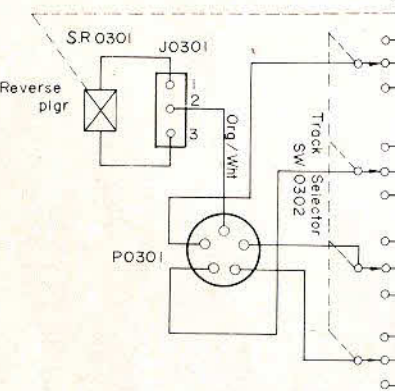
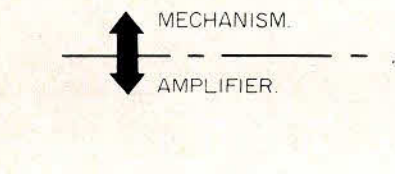
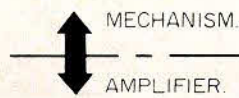
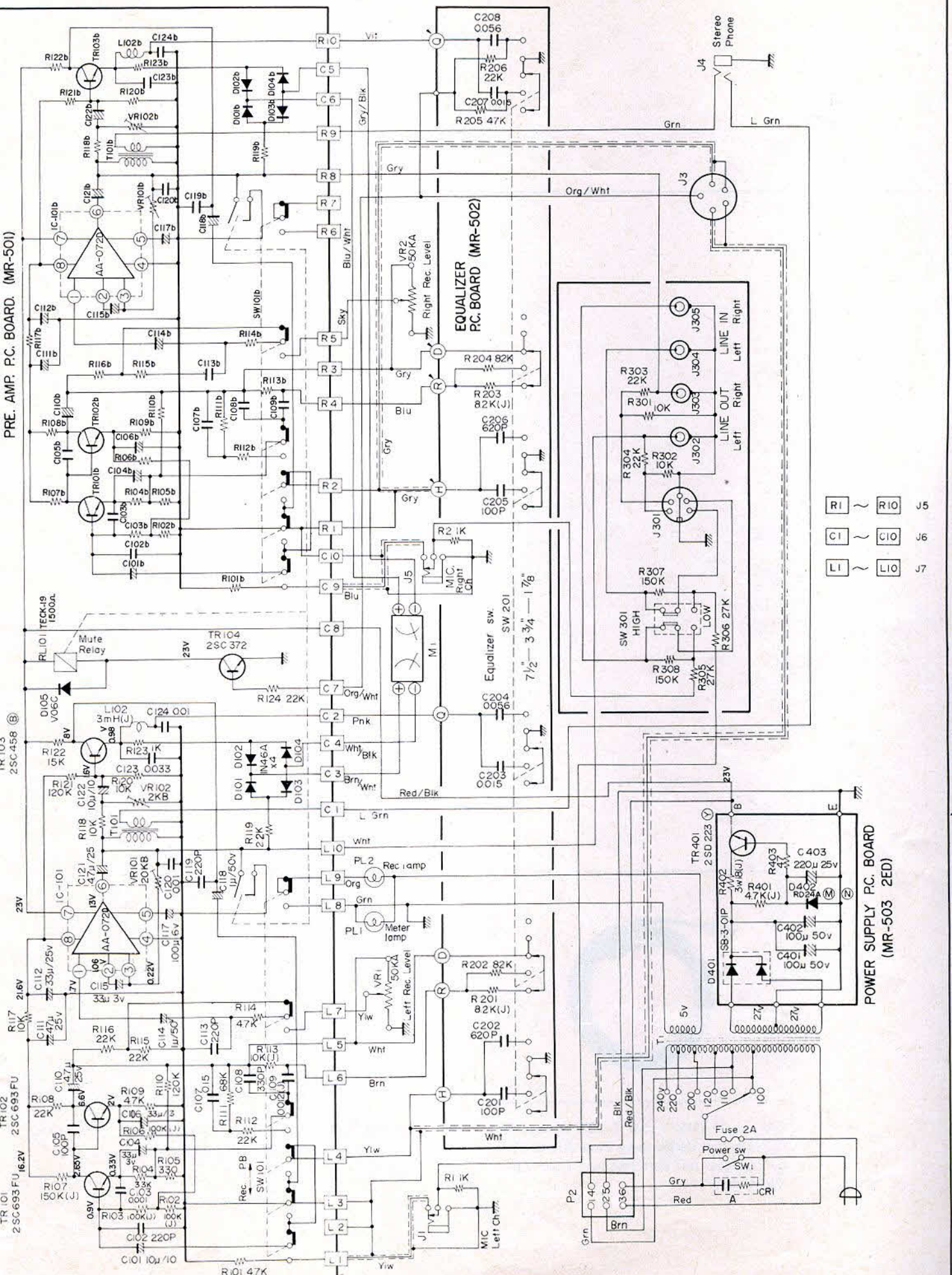


- SPARK QUENCHER**
-  A = 0.033μ + 120Ω / 500WV
 -  B = 0.1μ + 120Ω / 250WV
 -  C = 0.1μ + 120Ω / 500WV
 -  D = 0.1μ + 120Ω / 400WV

- Colour**
- | | | | | | |
|-------|-------------|-----|--------|-----|----------|
| Blk | Black | Ylw | Yellow | Gry | Gray |
| Brn | Brown | Grn | Green | Wht | White |
| Red | Red | Blu | Blue | Pnk | Pink |
| Org | Orange | Vlt | Violet | Sky | Sky Blue |
| L Grn | Light green | | | | |



PRE. AMP. PC. BOARD. (MR-501)



- R1 ~ R10 J5
- C1 ~ C10 J6
- L1 ~ L10 J7

X-201D SCHEMATIC DIAGRAM 1440820A