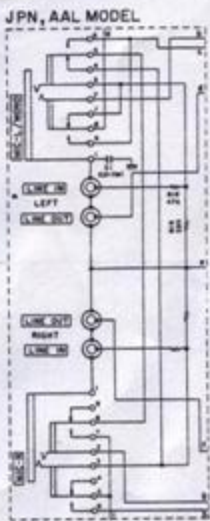
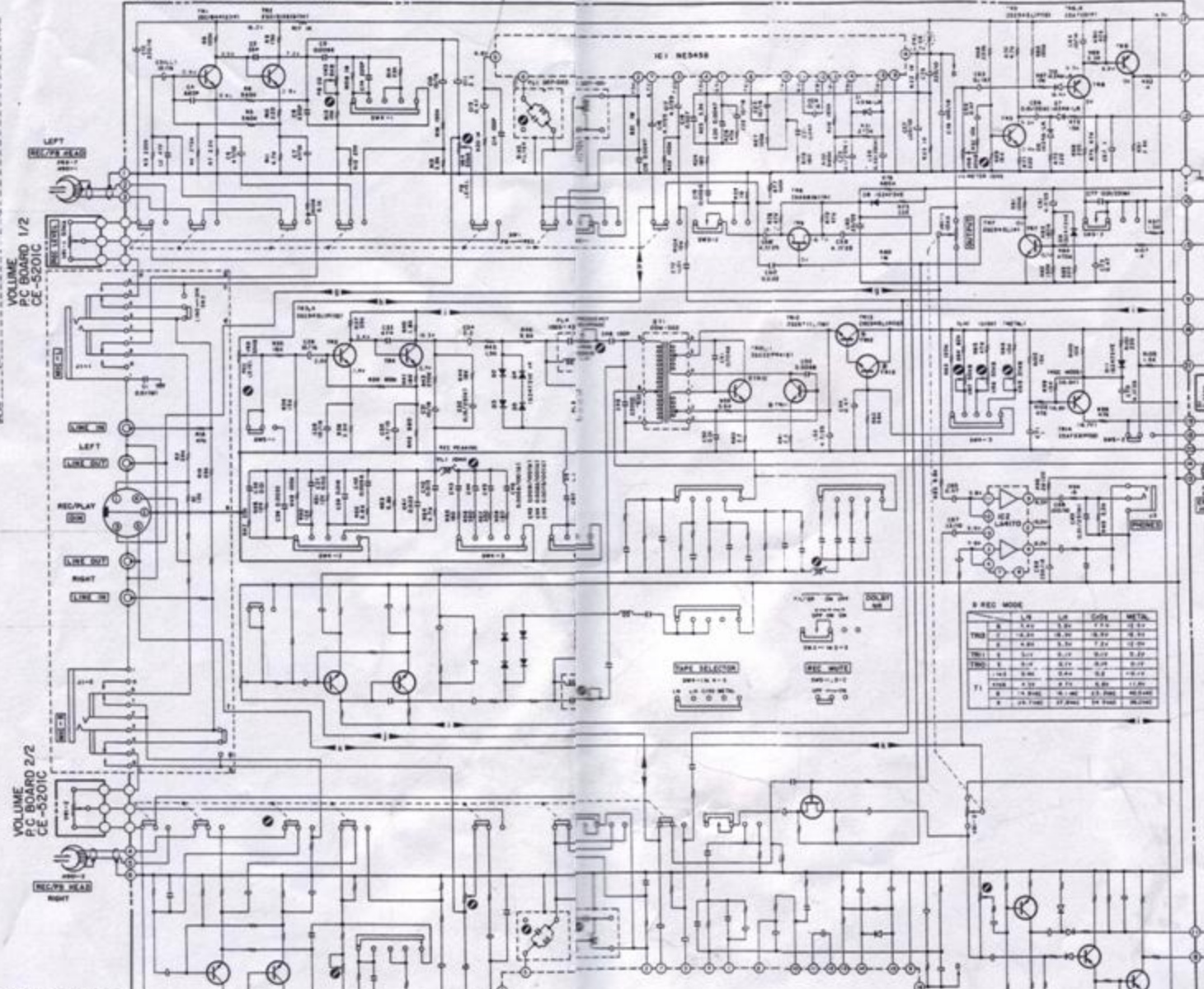


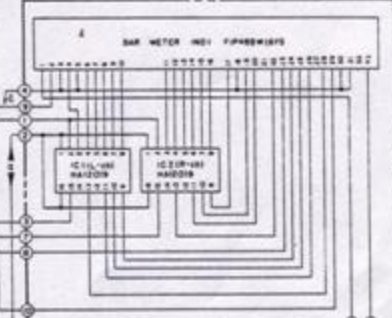
GX-M10



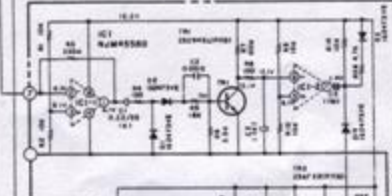
PRE AMP P.C BOARD CE-5201A



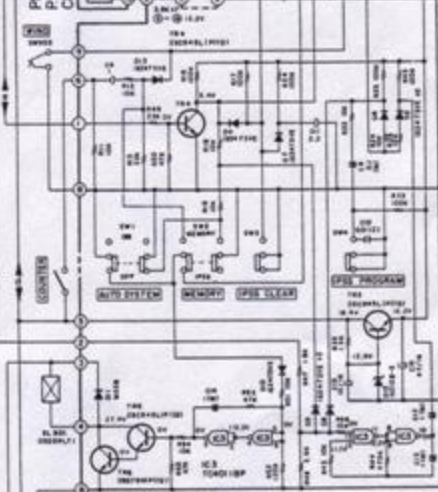
METER P.C BOARD CE-5209



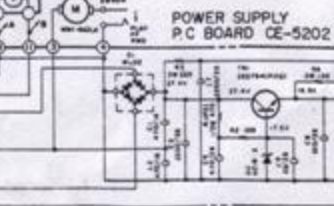
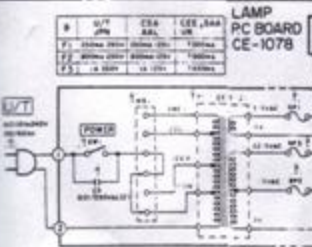
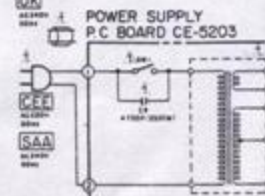
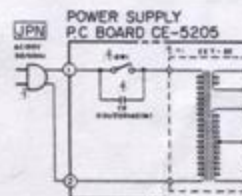
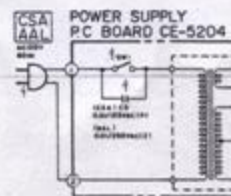
SYSTEM CONTROL P.C BOARD CE-5206A



PROGRAM LED P.C BOARD CE-5205B



WARNING: 1 INDICATES SAFETY CRITICAL COMPONENTS FOR CONTINUED SAFETY. REPLACE SAFETY CRITICAL COMPONENTS ONLY WITH MANUFACTURER'S RECOMMENDED PARTS.
 AVERTISSEMENT: 1. NIVEAU DES COMPOSANTS CRITIQUES DE SECURITE POUR MAINTENIR LE DEGRÉ DE SECURITE DE L'APPAREIL. NE REMPLACEZ LES COMPOSANTS QUE LE FONCTIONNEMENT EST CRITIQUE POUR LA SECURITE QUE PAR DES PIÈCES RECOMMANDÉES PAR LE FABRICANT.



NOTE: UNLESS OTHERWISE SPECIFIED ALL RESISTORS IN OHMS UNLESS INDICATED OTHERWISE.
 ALL CAPACITORS IN μF UNLESS INDICATED OTHERWISE.
 1/2W = 1/2 WATT RESISTOR
 1LL = LOW LEAKAGE CAPACITORS
 * MARK INDICATES NON POLAR CAPACITORS
 POWER TRANSFORMER IS DIFFERENT ACCORDING TO AREA

GX-M10
 SCHEMATIC DIAGRAM
 NO. 1582252A